

EIU FOOTBALL HISTORY

THE BEGINNING

Football at Eastern Illinois has also been a passion of the EIU student body along with the surrounding community dating back almost as long as the University has been in existence.

While it may not have been a priority when the campus admitted its first student body in the fall of 1899, football quickly became one of the first extra curricular activities on campus. Three weeks into that opening semester, the athletic association was formed, and 45 days after the first doors opened EIU played its initial intercollegiate game.

Oits Campbell, the university's auditor of accounting, was named the first head coach and EIU played its early games on a field located where the current Student Services Building resides. EIU played a team from neighboring Oakland in its first game and later played a game in Effingham against Austin College. EIU lost both contests.



Initial Football Team in front of Old Main, 1899

THE FIRST COACH

Until 1911 volunteer faculty coached the team. That year Charles Lantz from Harrisburg, Penn., was hired as the school's first athletic/physical education staff member. Lantz would coach football for 24 seasons during his 42 year stay on the Charleston campus.

During his tenure Lantz was undefeated at home during his first eight seasons which included a 104-0 rout of Pana, the Panthers most lopsided victory. His 1928 team became the last undefeated squad in school history with a 7-0-1 record that earned a share of the Little 19 Conference title.

Also during that time period, internationally known folk singer Burl Ives was a two-way lineman on the team. The Panthers also had their only fatality in an athletic event come in 1915 when Paul Root was injured on a hard tackle against Illinois State. He played one more down, collapsed on the field and later died at the hospital of a broken neck.

THE UNCROSSED GOAL LINE

Lantz's 1930 team may have been one of the best defensive units in school history as they were known as the "uncrossed goal line club." EIU was 6-1-1 that season and did not allow an opponent to score a touchdown the entire season. The only loss was a 2-0 setback to Southern

Illinois as the lone score came when EIU's punter stepped back of the endzone line on a punt. The only other blemish on the record was a 0-0 tie with Bradley.

EIU'S FIRST ALL-AMERICAN

EIU opened the 1940's with another solid season as the Panthers went 6-1-1 under the direction of senior quarterback Bill Glenn. Glenn earned second team Little All-American honors that year as he completed a then school record 65.1 percent of his passes. Glenn would go on to play two years with the Chicago Bears to become the first EIU player associated with a National Football League team.



THE CORN BOWL SQUAD

The 1948 version of EIU football coached by Maynard (Pat) O'Brien appeared to be off to a slow start following a 1-1 showing in the first two games. However, EIU righted the ship to win six of its next seven contests including wins over in-state rivals Northern Illinois, Illinois State and Southern Illinois. Those wins landed EIU in the second annual Corn Bowl played on Thanksgiving Day in Bloomington, Illinois as EIU won the Interstate Intercollegiate Athletic Conference title. EIU would lose their only bowl game appearance to Illinois Wesleyan by a score of 6-0.

LEAN TIMES IN CHARLESTON

Following EIU's 1948 appearance in the Corn Bowl, EIU had only three winning seasons over the next 30 years and only one of them came after 1951. During that 30-year span, EIU witnessed the break-up of the IAC conference as many Illinois schools moved to offering scholarships while EIU did not. Despite not having a winning season on the field, EIU did produce several players who went on to professional careers. Included in that lot was Ray Fisher, who was an original member of the 1960 Dallas Cowboys expansion franchise.

In 1969, EIU moved into a renovated Lincoln Field and offered athletic scholarships for the first time. Though the end of year records remained on the losing side, on the field performances increased as Nate Anderson became the first 1,000 yard running back in EIU history with back-to-back 1,200-plus yard performances in 1972 and 1973. Anderson would earn All-American honors both seasons becoming the first EIU player in more than 32 years to earn that honor.

The early 1970's also produced two long time NFL products as center Ted Petersen was drafted by the Pittsburgh Steelers and played on two Super Championship teams. Jeff Gossett also earned recognition at EIU going on to a 16-year career in the NFL that included one Pro Bowl appearance with the Oakland Raiders.

MUDRA SAVES PANTHER FOOTBALL

Amid grumbling from students and faculty alike, EIU President Gilbert Fite withstood the pressure to disband football and decided one more coach would be given a chance to salvage EIU football.

Athletic director Mike Mullally was able to convince Darrell Mudra to come out of his two-year retirement after being fired at Florida State in 1975. Mudra had performed miracles at other universities and was intrigued to take one more challenge.

Mudra's first order of business was to hire a 25-year-old offensive wizard and EIU alumnus, Mike Shanahan as his offensive coordinator. Bringing in some junior college transfers and convincing the returning players they could win, EIU went from 1-10 in 1977 to 12-2 in 1978 capturing the NCAA Division II National Championship.



Poke Cobb rushed for 1,609 yards as a senior in 1979

The 1978 season started at 4-0 and following back-to-back losses to Youngstown State and Akron, the Panthers would not lose again. EIU won the national championship over Delaware 10-9 as Mudra was tabbed "Dr. Victory" by the *Chicago Tribune* for curing a patient that appeared to be terminal.

Included in the Mudra Years were the rushing of Poke Cobb, the pass catching of James Warring and defense of Pete Catan and Randy Melvin. Mudra

would leave EIU after five seasons with a 47-15-1 record that also included a national runner-up finish in 1980 as they were ranked No. 1 in the nation all season, losing only to Cal Poly in the title game.

I-AA CALLING

Following two National Championship game appearances in three years at the NCAA Division II level, EIU made the jump along with fellow members of the Mid-Continent Conference to the NCAA I-AA level in 1981. The Panthers faltered in their first season but rebounded with a 10-0-1 regular season in 1982 that saw EIU climb to No. 5 in the rankings. The Panthers would advance to the quarterfinals of the NCAA I-AA playoffs that season in the first of 12 NCAA Division I playoff appearances.

INTO THE GATEWAY

Darrell Mudra moved on from EIU in 1982, but his successor, Al Molde was equal to the task. Molde developed an early version of the run-and-shoot and had Sean Payton as the perfect quarterback to run it. Payton would pass for more than 10,000 yards in his career as the Panthers made two NCAA playoff appearances under Molde including a quarterfinal run in 1986, Payton's senior year.

Under Molde the Panthers also became one of the founding members of the Gateway Football Conference (1985) which blended members of the old Mid-Continent Conference and football playing schools in the Missouri Valley Conference. The Panthers also added lights to O'Brien Stadium in 1985 as part of the "Brighten O'Brien" campaign.

Molde also served as head coach in what most believe to be the most exciting game in EIU history. In front of a standing-room-only homecoming crowd of 11,000, Rich Ehmke hit a 58-yard field goal as time expired to lift EIU to a 31-30 win over Northern Iowa.

THE BOB SPOO ERA

While Mudra and Molde combined to win 77 games in nine seasons, no other coach has become more recognized with EIU football than recent head coach Bob Spoo. Spoo took over the coaching reigns following the 1986 season and guided EIU football to 144 wins, ten post-season appearances and numerous All-American selections.

With a philosophy based on a solid run game and sound kicking game, Spoo's program churned out 12 1,000 yard rushers under his watch. The Panthers also churned out several NFL products including former Green Bay Packers defensive lineman John Jurkovic, Buffalo Bills defensive back Chris Watson and current Dallas Cowboys pro bowl quarterback Tony Romo.

Spoo helped guide the Panthers into a new conference as EIU became a member of the Ohio Valley Conference in 1996. Since joining the OVC Panther football has won more than 60 percent of its games with seven post-season appearances as a member of the league.

EIU athletes have also excelled as members of the OVC with Tony Romo winning three-straight Offensive Player of the Year awards (2000-02) that culminated in the winning of the 2002 Walter Payton Award. Other EIU players of the year have been Nick Ricks, Clint Sellers and Donald Thomas as OVC Defenders of the Year while Vincent Webb took home top OVC Offensive honors in 2006.

Following his retirement as EIU head coach, Bob Spoo was inducted into the Ohio Valley Conference Hall of Fame on June 1, 2012.

FAST BREAK FOOTBALL

The Dino Babers era at EIU began December 9, 2011 as the former EIU assistant coach was named the 22nd head coach in the history of the program. Babers led the Panthers to their sixth Ohio Valley Conference title during his first season becoming the fourth EIU coach to take a team to the FCS playoffs. Wide receiver Erik Lora set the FCS single season record with 136 pass receptions. In 2013 EIU posted a 12-2 record climbing to No. 2 in the national rankings as quarterback Jimmy Garoppolo won the Walter Payton Award. Along the way the Panthers offense broke nearly every school and Ohio Valley Conference offensive record scoring 48.2 points per game while averaging 589.5 yards per contest. Seniors Jimmy Garoppolo and Erik Lora both finished their careers ranked in the NCAA top ten on the career passing and receiving lists.

SUCCESS BREEDS CHANGE

The success of Eastern Illinois led to a coaching change as Babers moved on to Bowling Green and the Panthers hired former assistant coach Kim Dameron as the program's 24th head coach. He was the Panthers defensive coordinator in 2000 as EIU made the NCAA FCS playoffs that season. Dameron led the Panthers to their 16th FCS playoff appearance in 2015.

In December on 2018, EIU hired former Northwestern assistant coach Adam Cushing as the Panthers 25th head coach.

EIU returned to the Bob Spoo coaching tree in January of 2022 with the hiring of former Panthers player and assistant coach Chris Wilkerson as the Panthers 26th head coach.



HONORS & AWARDS

EASTERN ILLINOIS FOOTBALL FIRST TEAM ALL-AMERICANS & AWARD CANDIDATES

1972	Nate Anderson.....	RB	Kodak/AFCA 1st Team
1976	Ted Petersen	C.....	AP 1st Team
1978	James Warring	WR	AP 1st Team Kodak/AFCA 1st Team
1979	Poke Cobb.....	RB	AP 1st Team Kodak-AFCA 1st Team
	Pete Catan	DE	AP 1st Team
1980	Pete Catan	DE	AP 1st Team Kodak/AFCA 1st Team
1981	Kevin Gray.....	FS.....	Kodak/AFCA 1st Team
1982	Bob Norris	OG	AP 1st Team
	Robert Williams	SS	Kodak/AFCA 1st Team
1983	Robert Williams	FS.....	AP 1st Team Kodak/AFCA 1st Team
	Chris Nicholson	DT	AP 1st Team
1984	Jerry Wright.....	WR	Kodak/AFCA 1st Team
1986	Roy Banks	WR	AP 1st Team Kodak/AFCA 1st Team
1988	John Jurkovic	DT	Sports Network 1st Team
1989	John Jurkovic	DT	AP 1st Team Kodak/AFCA 1st Team Sports Network 1st Team
1990	Tim Lance.....	DB	AP 1st Team Sports Network 1st Team Walter Camp 1st Team
1992	Dan Dee	DT	Walter Camp 1st Team Sports Network 1st Team
1995	Tim Carver.....	LB	FB Gazette 1st Team
	Willie High	RB	FB Gazette 1st Team
2002	Kevin Hill	OG	Walter Camp 1st Team Sports Network 1st Team FB Gazette 1st Team
	Nick Ricks	LB.....	AP 1st Team Sports Network 1st Team FB Gazette 1st Team
	Tony Romo	QB ..	Walter Payton 'Player of the Year' AP 1st Team AFCA 1st Team Walter Camp 1st Team Sports Network 1st Team FB Gazette 1st Team
2005	Clint Sellers	LB.....	AFCA 1st Team FB Gazette 1st Team
2006	Tristan Burge.....	SS	AFCA 1st Team

2012	Erik Lora	WR	AFCA 1st Team AP 1st Team Sports Network 1st Team Walter Camp 1st Team
2013	Jimmy Garoppolo	QB ..	Walter Payton 'Player of the Year' FCSADA National Player of the Year AFCA 1st Team AP 1st Team Sports Network 1st Team Walter Camp 1st Team
	Erik Lora	WR	AFCA 1st Team AP 1st Team Sports Network 1st Team Walter Camp 1st Team
	Collin Seibert.....	OG	Sports Network 1st Team
2014	Collin Seibert.....	OG	AFCA 1st Team Walter Camp 1st Team
2015	Dino Fanti.....	DT	AFCA 1st Team
2023	Russell Dandy	DB	Walter Camp 1st Team

WALTER PAYTON AWARD VOTING

1990.....	Tim Lance	DB.....	3rd
1994.....	Willie High	RB.....	15th
2000.....	Tony Romo	QB	11th
2001.....	Tony Romo	QB.....	10th
2002.....	Tony Romo	QB	Winner
2012.....	Jimmy Garoppolo	QB	10th
2012.....	Erik Lora	WR	4th
2013.....	Erik Lora	WR	7th
2013.....	Jimmy Garoppolo	QB	Winner
2018.....	Alexander Hollins	WR	21st

BUCK BUCHANAN AWARD VOTING

2002.....	Nick Ricks	LB.....	9th
2003.....	Nick Ricks	LB.....	13th
2007.....	Donald Thomas.....	LB	19th

JERRY RICE AWARD VOTING

2023.....	MJ Flowers		2nd
-----------	------------------	--	-----

EDDIE ROBINSON COACH OF THE YEAR VOTING

2000.....	Bob Spoo.....		2nd
2001.....	Bob Spoo.....		11th
2005.....	Bob Spoo.....		11th
2009.....	Bob Spoo.....		16th
2012.....	Dino Babers.....		3rd
2013.....	Dino Babers.....		2nd
2023.....	Chris Wilkerson		6th

FCSADA NATIONAL AWARDS (STARTED IN 2013)

2013.....	Jimmy Garoppolo.....	National Offensive Player of the Year
		National QB of the Year
	Erik Lora	National WR of the Year

GAROPPOLO WINS 2013 WALTER PAYTON AWARD

PHILADELPHIA - Heads up, Tony Romo, there is another Eastern Illinois quarterback coming to the NFL.

And Jimmy Garoppolo is bringing his Walter Payton Award with him.

Monday night, Garoppolo became the second Payton Award winner from the Ohio Valley Conference school, following in Romo's footsteps, by outdistancing Eastern Washington quarterback Vernon Adams and Towson running back Terrance West in the voting for FCS outstanding player honors.

The 6-foot-3, 222-pound senior, perhaps the leading offensive candidate from the FCS for the 2014 NFL Draft, gained just over half of the first-place votes - 74 of 147 - and 576 points from a national panel of sports information and media relations directors, broadcasters, writers and other dignitaries. Adams was second with 446 points and West third with 370.

Garoppolo was spectacular during the regular season when Eastern Illinois went 11-1, won a second straight outright OVC championship and was ranked No. 2 in the nation, losing only to FBS member Northern Illinois by four points.

He ranked first in the FCS in passing yards (4,489), passing yards per game (374.1) and touchdown passes (48), second in total offense (377.9 yards per game) and points responsible for (25.8 per game), third in passing efficiency (170.6), and fourth in completions per game (26.7).

An easy choice for OVC offensive player of the year, Garoppolo threw for seven touchdowns against Illinois State and six against both Northern Illinois and UT Martin. He even caught a touchdown against Jacksonville State.

The native of Arlington Heights, Ill. continued to build on his many Eastern Illinois and OVC records throughout the FCS playoffs this month. He finished the Panthers' 12-2 season completing 375-of-568 pass attempts (66 percent) for 5,050 yards and 53 touchdowns with only nine interceptions.

"Jimmy has had the best season from a college quarterback that I have ever seen, with the exception of maybe Robert Griffin when he won the Heisman at Baylor," said EIU coach Dino Babers, in his second season since arriving from Baylor. "He is the engine that makes us go."

"I'm happy for Jimmy, his family and his teammates for all the success he has had on the field this season and these types of awards are rightly deserved."

Romo, the Dallas Cowboys' star signal caller, won the Payton Award in 2002.

Adams, a 6-foot, 190-pound redshirt sophomore from Pasadena, Calif., finished EWU's 10-2 regular season with 4,059 passing yards and a conference-record 46 touchdown passes. With another 491 yards and four touchdowns on the ground, the Big Sky Conference offensive player of the year led the FCS in total offensive yards per game (379.2) as well as passing efficiency rating (185.7).

Adams has taken Eastern Washington to two FCS playoff wins and into the national semifinals. Overall, he is 291-for-444 for 4,600 yards and 53 touchdowns with 14 interceptions. He's raised his rushing yards to 540.

West, a 5-11, 223-pound junior from Baltimore, led the FCS in rushing yards (1,875) and scoring (31 touchdowns) during Towson's 10-2 regular season. The CAA Football offensive player of the year averaged 6.2 yards on a workhorse 301 carries.

Towson has won two playoff games and West will next square off with Adams in the national semifinals. After rushing for a playoff-record 354 yards against Eastern Illinois in the quarterfinals, West's amazing season totals are 364 carries for 2,295 yards as well as 39 total touchdowns, which ties the FCS single-season record.

The three Payton Award finalists were feted at The Sports Network's FCS Awards Banquet and Presentation along with the winners of the Buck Buchanan Award (Montana State defensive end Brad Daly, FCS outstanding defensive player), Jerry Rice Award (Eastern Washington wide receiver Cooper Kupp, FCS freshman of the year) and Eddie Robinson Award (North Dakota State's Craig Bohl, FCS coach of the year).

Jarrett Payton, son of the late Walter Payton, who enjoyed his Hall of Fame career with the Chicago Bears, presented the 27th Payton Award at the national banquet.

Story reprinted and updated from original article in December 2013

CAREER STATISTICS FOR JIMMY GAROPPOLO

YEAR	G/GS	A-C-INT	PCT.	YARDS	TD	LONG	YDS/G	EFFIC.
2010	8/8	211-124-13	58.8	1639	14	81	204.9	133.6
2011	11/11	349-217-14	62.2	2644	20	72	240.4	136.7
2012	12/12	540-331-15	61.3	3823	31	74	318.6	134.2
2013	14/14	568-375-9	66.0	5050	53	86	360.7	168.3
TOTALS	45/45	1668-1047-51	62.8	13156	118	86	292.4	146.3



Top: Jimmy Garoppolo in action during the 2013 season as he won the Walter Payton Award.
Middle: Garoppolo and mother Denise at NFL Draft in New York City - May 2014.
Bottom: Garoppolo accepting the 2013 Walter Payton Award at ceremony in Philadelphia, Pa.

2002 WALTER PAYTON AWARD WINNER - TONY ROMO

Romo Wins 2002 Walter Payton Award

CHATTANOOGA, Tenn. - Eastern Illinois quarterback Tony Romo was named the 16th winner of the Walter Payton Award at the Division I-AA College Football Awards, on the eve of the 2002 national championship game.

The award is given annually to the most outstanding college football player on the Division I-AA level was established in 1987 by The Sports Network.

The senior passed for 3,165 yards and 34 touchdowns in 2002, completing 258 of 407 passes (63.4 percent) in leading Eastern Illinois to an 8-3 record, the Ohio Valley Conference co-title, and a I-AA playoff berth.

Romo headed one of the most prolific offenses in the nation during the 2002 season, as the Panthers averaged 37.7 points per game despite the presence of two I-A opponents and no sub-I-AA competition on its '02 slate. The Burlington, WI native finished his career with 85 touchdown passes, shattering the previous school mark of 75 held by current New Orleans Saints head coach Sean Payton.

"Walter Payton exemplified what dedication and commitment can accomplish," said Eastern Illinois coach Bob Spoo. "Tony is a classic example of what can be achieved by following Payton's qualities. Tony earned the respect of his teammates by his work ethic. No matter how much individual success he achieved, he still was one of the hardest working players right up to his final collegiate game. That work ethic and leadership resulted in his teammates expecting to succeed. Tony is a quality young man who led his team to victories."


Romo began his 2002 campaign by passing for 319 yards and four touchdowns against I-A Hawaii, and followed that performance by completing 23 of 35 passes against Big 12 power Kansas State. In OVC play, Romo retained his form, completing 28 of 38 for 373 yards and four touchdowns in a win over Tennessee Tech, and came back the next week with 359 yards and two touchdowns against Eastern Kentucky. In the latter game, Romo made perhaps the biggest rush of his career, bolting for an eight-yard touchdown as time expired to give EIU a 25-24 win. The 6-3, 224-pounder wouldn't slow down after that, throwing for a combined 919 yards and 11 touchdowns against league foes Southeast Missouri, Tennessee State and Murray State. For his efforts, Romo was named OVC Offensive Player of the Year, becoming the first player in league history to win three straight such honors.

Romo was the seventh quarterback to win the Payton Award, and the first since Montana's Dave Dickenson in 1995. The senior became the first player from the Ohio Valley Conference to win the Payton, and only the second from the league to capture a major I-AA Award. Murray State's Houston Nutt, now the head coach at Mississippi, won the Eddie Robinson Award in 1995.

Romo received 24 first-place votes and 268 points from the panel of 109 I-AA sports information directors and selected media. Following Romo in the voting were Villanova quarterback Brett Gordon, who earned 18 first-place votes and 245 total points, and Grambling State's Bruce Eugene, who had 21 first-place votes and 234 total points.

Story reprinted and updated from original article in December 2002.

Romo was inducted into the College Football Hall of Fame in December of 2021



Top: Tony Romo in action during the 2002 season as he won the Walter Payton Award.
Middle: Romo in action with the Dallas Cowboys during his 2006 Pro Bowl season.
Bottom: Romo accepting 2002 Walter Payton Award at ceremony in Chattanooga, Tenn.

CAREER STATISTICS FOR TONY ROMO

YEAR	G/GS	A-C-INT	PCT.	YARDS	TD	LONG	YDS/G	EFFIC.
1999	3/2	49-24-2	49.0	396	3	47	132.0	128.9
2000	11/11	278-164-12	59.0	2583	27	98	234.8	160.5
2001	10/10	207-138-6	66.7	2068	21	80	206.8	178.3
2002	12/12	407-258-16	63.4	3165	34	71	263.8	148.4
TOTALS	36/35	941-584-36	62.1	8212	85	98	228.1	157.5

NCAA FOOTBALL CHAMPIONSHIP SUBDIVISION ALL-AMERICANS (formerly I-AA)

1981	Kevin Gray..... FS	Kodak/AFCA 1st Team AP Honorable Mention	1990	Tim Lance..... DB	AP 1st Team Sports Network 1st Team Walter Camp 1st Team
	Rob Mehalic..... TE	AP Honorable Mention		Kent McIntyre..... DT	Sports Network 2nd Team
	Roger Holoman..... WR	AP Honorable Mention	1991	Brad Fichtel..... C	Sports Network 2nd Team
	Scott Gilleland..... C	AP Honorable Mention	1992	Dan Dee..... DT	Walter Camp 1st Team AP 2nd Team Sports Network 1st Team FB Gazette 2nd Team
	Bob Norris..... OG	AP Honorable Mention		Brad Fichtel..... C	AP 2nd Team
	Keith Wojnowski..... DE	AP Honorable Mention	1994	Ray McElroy..... DB	AP 3rd Team
	Tom Murray..... LB	AP Honorable Mention		Tim Carver..... LB	AP 3rd Team
	Ira Jefferson..... LB	AP Honorable Mention	1995	Tim Carver..... LB	AP 2nd Team FB Gazette 1st Team Sports Network 2nd Team
	Wilbert James..... CB	AP Honorable Mention		Chris Anderson..... C	AP 3rd Team
	Don Manzke..... P	AP Honorable Mention		Willie High..... RB	FB Gazette 1st Team
1982	Bob Norris..... OG	AP 1st Team	1997	Chris Dunkle..... C	AP 2nd Team Sports Network 3rd Team
	Robert Williams..... SS	Kodak/AFCA 1st Team AP 2nd Team		Thomas Williams..... LB	Sports Network 3rd Team
	Jeff Christensen..... QB	The Sporting News HM AP Honorable Mention	1998	Ryan Shuff..... OG	AP 3rd Team
	Greg Duncan..... DE	AP 2nd Team	2000	Tony Romo..... QB	FB Gazette HM
	Kevin Staple..... RB	AP Honorable Mention		Kourtney Young..... CB	AP 3rd Team
	Keith Wojnowski..... DE	AP Honorable Mention	2001	Fred Miller..... LB	FB Gazette 2nd Team
1983	Robert Williams..... FS	AP 1st Team Kodak/AFCA 1st Team		Nick Ricks..... LB	Sports Network 2nd Team AP 3rd Team
	Chris Nicholson..... DT	AP 1st Team		Tony Romo..... QB	AP 3rd Team FB Gazette HM
	Alvin McMurray..... OT	AP 3rd Team	2002	Tony Romo..... QB	WALTER PAYTON 'PLAYER OF THE YEAR'
	Kevin Staple..... RB	AP Honorable Mention			AP 1st Team AFCA 1st Team Walter Camp 1st Team Sports Network 1st Team FB Gazette Second Team
	Tyrone Covington..... LB	AP Honorable Mention		Nick Eller..... TE	Sports Network 2nd Team AP 3rd Team
	Jerry Wright..... WR	AP Honorable Mention		Kevin Hill..... OG	Walter Camp 1st Team Sports Network 1st Team FB Gazette 1st Team
1984	Jerry Wright..... WR	Kodak/AFCA 1st Team AP 3rd Team		Andre Raymond..... TB	FB Gazette HM
	Roy Banks..... WR	AP HM		Nick Ricks..... LB	AP 1st Team Sports Network 1st Team FB Gazette 1st Team
	Tyrone Covington..... LB	AP HM		J.R. Taylor..... TB	AP 1st Team Walter Camp 1st Team Sports Network 1st Team FB Gazette 1st Team
	Sean Payton..... QB	AP HM	2004	Marcus Lorick..... DT	Sports Network 2nd Team
1985	Roy Banks..... WR	AP HM	2005	Tristan Burge..... SS	Sports Network 2nd Team FB Gazette 2nd Team
	Tom Moskal..... DT	AP HM		Clint Sellers..... LB	AFCA 1st Team FB Gazette 1st Team Sports Network 2nd Team AP 3rd Team
	Sean Payton..... QB	AP HM		Lucius Seymour..... LB	FB Gazette 3rd Team
	Calvin Pierce..... WR	AP HM			
1986	Roy Banks..... WR	AP 1st Team Kodak/AFCA 1st Team Football News HM			
	Sean Payton..... QB	AP HM Football News HM			
	Calvin Pierce..... WR	Football News 2nd Team AP HM			
	John Jurkovic..... DT	AP HM Football News HM			
1987	DuWayne Pitts..... RB	AP HM			
	Rich Ehmke..... PK	AP HM			
	Ralph Stewart..... WR	AP HM			
	Daryl Holcombe..... CB	AP HM			
1988	John Jurkovic..... DT	Sports Network 1st Team AP HM			
	Daryl Holcombe..... DB	AP HM			
	Dave Popp..... OT	AP HM			
	Jeff Rolson..... DT	AP HM			
	Scott Johnson..... DB	AP HM			
1989	John Jurkovic..... DT	AP 1st Team Kodak/AFCA 1st Team Sports Network 1st Team			
	Tim Lance..... DB	AP 3rd Team			

HONORS & AWARDS

NCAA FOOTBALL CHAMPIONSHIP SUBDIVISION ALL-AMERICANS (formerly I-AA)

2006	Tristan Burge..... SS	AFCA 1st Team AP 3rd Team Sports Network 3rd Team	2023	Russell Dandy..... DB	Walter Camp 1st Team
	Jon Rueter..... OG.....	AP 2nd Team		Blake Ruffin..... SAF	AP 2nd Team
	Donald Thomas..... LB	Sports Network 2nd Team			STATS FCS 3rd Team
	Micah Rucker..... WR	Sports Network 3rd Team		MJ Flowers..... RB	Freshman All-American 1st Team
				Nic DiSanto..... OL	Freshman All-American 4th Team
2007	Pierre Walters..... DE	AP 3rd Team	* Sports Network became STATS FCS in 2015 season		
	Drew Cairo-Gross..... C	Sports Network HM			
	Kevin Cook..... P	Sports Network HM			
	Chaz Millard..... OG.....	Sports Network HM			
	Anthony Rubican..... OT	Sports Network HM			
	Micah Rucker..... WR	Sports Network HM			
	Donald Thomas..... LB	Sports Network HM			
2008	Pierre Walters..... DE	AP 2nd Team			
		Sports Network HM			
	Chaz Millard..... OG.....	Sports Network HM			
2009	Chaz Millard..... C	Sports Network 3rd Team			
2012	Erik Lora..... WR	AFCA 1st Team			
		AP 1st Team			
		Sports Network 1st Team			
		Walter Camp 1st Team			
2013	Jimmy Garoppolo..... QB	WALTER PAYTON 'PLAYER OF THE YEAR'			
		FCSADA NATIONAL OFFENSIVE PLAYER			
		AP 1st Team			
		AFCA 1st Team			
		Walter Camp 1st Team			
		Sports Network 1st Team			
	Erik Lora..... WR	AFCA 1st Team			
		AP 1st Team			
		Sports Network 1st Team			
		Walter Camp 1st Team			
	Collin Seibert..... OG.....	Sports Network 1st Team			
		AP 3rd Team			
	Dominic Pagliara..... OT	AP 3rd Team			
	Adam Drake..... WR	Sports Network 3rd Team			
	Jeff LePak..... TE	Sports Network 3rd Team			
	Jimmy Lowery..... OT	Freshman All-American			
2014	Collin Seibert..... OG.....	Sports Network 1st Team			
		AFCA 1st Team			
		AP 1st Team			
		Walter Camp 1st Team			
	Adam Drake..... WR	Sports Network 2nd Team			
		AP 3rd Team			
2015	Dino Fanti..... DT	AFCA 1st Team			
		Stats FCS 2nd			
		AP 3rd Team			
2017	Mark Williams..... DB	Freshman All-American			
2018	Alexander Hollins..... WR	Phil Steele 1st Team			
		Stats FCS 2nd			
		Hero Sports 3rd			
	Edwyn Brown..... DB	Freshman All-American			
	Eliki Tanuvasa..... C	Freshman All-American			
2019	Chad Strickland..... OL	Freshman All-American			
	Jason Johnson..... LB	Freshman All-American			
	JJ Ross..... DB	Freshman All-American			
2020	Jason Johnson..... LB	Sophomore All-American			
2021	Jason Johnson..... LB	Sophomore All-American			

ACADEMIC ALL-AMERICANS

1989	Eric Arnold.....	QB	2nd Team
1994	Tim Carver	LB	2nd Team
1995	Tim Carver	LB	1st Team
	Chris Anderson.....	C.....	2nd Team
2005	Tom Schofield.....	P.....	2nd Team

FCSADA ACADEMIC ALL-STAR

2018	Joe Caputo.....	LB
2019	Joe Caputo.....	LB
2020	Cole Hoover	OL
2023	Chad Strickland.....	OL

ALL-STAR GAME PARTICIPANTS

1990.....	John Jurkovic	DT	Blue-Gray Classic King All Star Game
1991.....	Tim Lance.....	DB	Blue-Gray Classic
1994.....	Ray McElroy	DB	Blue-Gray Classic
1994	Duane Conway.....	OL.....	Blue-Gray Classic
1995.....	Aaron Hill.....	OL.....	National All-Star Game
1997.....	Thomas Williams	LB.....	Blue-Gray Classic
2006.....	Jon Rueter.....	OL.....	Magnolia Grid-iron Classic
2008.....	Pierre Walters.....	DE	Texas vs. The Nation
2009.....	Chris Campbell.....	OT	Texas vs. The Nation
2014.....	Erik Lora	WR.....	East-West Shrine Game
2014.....	Jimmy Garoppolo	QB	Senior Bowl East-West Shrine Game
2015.....	Collin Seibert	OL.....	Conquistador Bowl
2017.....	Devin Church.....	RB	Gridiron Classic
2018.....	Josh Doyle.....	OL.....	FCS Scout Bowl
2018.....	Isaiah Johnson.....	RB	Spiral FCS Bowl
2019.....	Darshon McCullough....	RB	Spiral FCS Bowl
2023.....	Justin Thomas	WR.....	FCS National Bowl
	Braylon Willis.....	DL.....	FCS National Bowl
	Alexandar Oyawale	LB.....	FCS National Bowl

* indicates year game was played

NCAA DIVISION II ALL-AMERICANS

1972.....	Nate Anderson.....	RB	Kodak/AFCA 1st Team AP Honorable Mention
1973.....	Nate Anderson.....	RB	AP 3rd Team
1974.....	Alex Russell.....	DT	AP Honorable Mention
1976.....	Ted Petersen	C.....	AP 1st Team
	Wayne Ramsey	DL.....	AP Honorable Mention
1978.....	James Warring	WR.....	AP 1st Team Kodak/AFCA 1st Team
	Poke Cobb.....	RB	AP 2nd Team
	Pete Catan	DE	AP Honorable Mention
1979.....	Poke Cobb.....	RB	AP 1st Team Kodak/AFCA 1st Team
	Pete Catan	DE	AP 1st Team
	Jack Lafferty	C.....	AP Honorable Mention
	Randy Melvin.....	DT	AP Honorable Mention
1980.....	Pete Catan	DE	AP 1st Team Kodak/AFCA 1st Team
	Randy Melvin.....	DT	AP 2nd Team
	Kevin Gray.....	FS.....	AP 2nd Team
	Scott McGhee.....	WR.....	AP 3rd Team

LITTLE ALL-AMERICAN

1940.....	Bill Glenn	QB	2nd Team
-----------	------------------	----------	----------

COLLEGE FOOTBALL HALL OF FAME

2000.....	Darrell Mudra.....	Coach
2021.....	Tony Romo	Quarterback

HONORS & AWARDS

ALL-OHIO VALLEY CONFERENCE SELECTIONS ... 1996-PRESENT

1996	Lemont Clark	OG	First Team	2002	Tony Romo	QB	Offensive "Player of the Year"
	Travis Hunerburg	OT	First Team		Nick Ricks	LB	Defensive "Player of the Year"
	Chris Westenberger	C	First Team		Mike Bujnak	OT	First Team
	Shawn Denzer	P	Second Team		Nick Eller	TE	First Team
	Justin Lynch	RB	Second Team		Kevin Hill	OG	First Team
	John Moyer	DL	Second Team		Andre Raymond	KR	First Team
	Hasheem Rasheed	DB	Second Team		Scott Sholl	C	First Team
	Bob Rosenstiel	TE	Second Team		J.R. Taylor	RB	First Team
	Mike Simpson	QB	Second Team		Clint Alexander	DL	Second Team
	Chris Watson	KR/PR	Second Team		Frank Castagnoli	OT	Second Team
	Rodney Wilson	LB	Second Team		Obinno Coley	DB	Second Team
1997	Chris Dunkle	C	First Team		Fred Miller	LB	Second Team
	Chris Watson	CB	First Team		Andre Raymond	WR	Second Team
	Pete Wilkes	OG	First Team		Chris Rosenlund	OG	Second Team
	Thomas Williams	LB	First Team	2003	Frank Castanoli	OT	First Team
	Justin Lynch	TB	Second Team		Nick Ricks	LB	First Team
	Antwan Perry	CB	Second Team		Nick Eller	TE	Second Team
	Mike Simpson	QB	Second Team		Marcus Lorick	DL	Second Team
	Rodney Wilson	LB	Second Team		Kory Lothe	DL	Second Team
	Ethan Banning	DL	Honorable Mention		Fred Miller	LB	Second Team
	Seth Willingham	TE	Honorable Mention	2004	Jamarr Day	LB	First Team
1998	Justin Lynch	TB	First Team		Marcus Lorick	DL	First Team
	Ryan Shuff	OG	First Team		Ryan Voss	WR	First Team
	Antwan Perry	S	First Team		Ben Brown	DB	Second Team
	Seth Willingham	TE	First Team		Kory Lothe	DL	Second Team
	Steffan Nicholson	CB	Second Team		Pascal Matla	C	Second Team
	Reggie Scott	DT	Second Team		Matt Schabert	QB	Second Team
	Jerrell Smith	OT	Second Team		Steve Sobolewski	OG	Second Team
	Fred Baker	TE	Honorable Mention	2005	Bob Spoo		"Coach of the Year"
	Lance Lohrenz	LB	Honorable Mention		Clint Sellers	LB	Defensive "Player of the Year"
	Chris Watson	CB	Honorable Mention		Tristan Burge	SS	First Team
1999	John Williams	DB	First Team		Eric Johnson	OT	First Team
	Anthony Buich	QB	Second Team		Jon Rueter	OG	First Team
	Bill Besenhofer	P	Second Team		Anthony Rubican	OT	Second Team
	Frank Cutolo	DL	Honorable Mention		Lucius Seymour	LB	Second Team
	Steve Marcinkowski	DL	Honorable Mention		Vincent Webb	RB	Second Team
2000	Tony Romo	QB	Offensive "Player of the Year"		Zach Yates	PK	All-Newcomer Team
	Mike Carlin	DL	First Team	2006	Donald Thomas	LB	Defensive "Player of the Year"
	Dan Fellows	OT	First Team		Vincent Webb	RB	Offensive "Player of the Year"
	Matt Gehrig	OG	First Team		Tristan Burge	SS	First Team
	Nathan Kreke	TE	First Team		Micah Rucker	WR	First Team
	Kourtney Young	DB	First Team		Jon Rueter	OG	First Team
	Frank Cutolo	WR	Second Team		Anthony Rubican	OT	First Team
	Nick Ricks	LB	Second Team		Lucius Seymour	LB	First Team
	Bill Besenhofer	K	Honorable Mention		Eric Johnson	OT	Second Team
	Gonzalo Segovia	DL	Honorable Mention		Adam Parsill	TE	Second Team
	John Williams	DB	Honorable Mention		Pierre Walters	DE	Second Team
2001	Bob Spoo		"Coach of the Year"		Jeff Sobol	DT	All-Newcomer Team
	Tony Romo	QB	Offensive "Player of the Year"		Cole Stinson	QB	All-Newcomer Team
	Bill Besenhofer	P/K	First Team	2007	Ademola Adeniji	RB	First Team
	Mike Bujnak	OT	First Team		Chaz Millard	OG	First Team
	Kevin Hill	OG	First Team		Anthony Rubican	OT	First Team
	Fred Miller	LB	First Team		Micah Rucker	WR	First Team
	Nick Ricks	LB	First Team		Donald Thomas	LB	First Team
	J.R. Taylor	TB	First Team		Pierre Walters	DE	First Team
	Kourtney Young	DB	First Team		Drew Cairo-Gross	C	Second Team
	Frank Cutolo	WR	Second Team		Kevin Cook	P	Second Team
	Scotty Gilkey	TE	Second Team		Rashad Haynes	DB	Second Team
	Andre Raymond	TB	Second Team		Ke'Andre Sams	DB	Second Team
	Scott Sholl	C	Second Team		Kevin Mahoney	OL	All-Newcomer Team
	Brad Metzger	DT	Honorable Mention	2008	Travorus Bess	RB	First Team
	Gonzalo Segovia	DE	Honorable Mention		Chaz Millard	OG	First Team
					Pierre Walters	DE	First Team
					Donovan Johnson	DE	Second Team
					Jeff Sobol	DT	Second Team

HONORS & AWARDS

ALL-OHIO VALLEY CONFERENCE SELECTIONS ... 1996-PRESENT

2009	Bob Spoo		"Coach of the Year"	2016	Devin Church	RB	First Team
	Chaz Millard	C	First Team		Seth McDonald	LB	First Team
	Trevor Frericks	DT	First Team		Evan Kanz	OL	Second Team
	CJ James	DB	First Team		David Johnson	DL	Second Team
	Austin Signor	K	First Team		David Johnson	DL	All-Newcomer Team
	Jake Christensen	QB	Second Team		Mitch Kimble	QB	All-Newcomer Team
	Mon Williams	RB	Second Team	2017	Austin Askin	OL	First Team
	Chris Campbell	OT	Second Team		Isaiah Johnson	RB	Second Team
	Willie Henderson	OG	Second Team		Louis Vailopa	C	Second Team
	Perry Burge	DE	Second Team		David Johnson	DL	Second Team
	Rashad Haynes	DB	Second Team		Nick Horne	LB	Second Team
2010	Spyros Bazigos	DT	First Team		Bradley Dewberry	SAF	Second Team
	Kevin Cook	P	First Team		Alexander Hollins	WR	All-Newcomer Team
	Nick Nasti	LB	First Team	2018	Alexander Hollins	WR	First Team
	CJ James	DB	Second Team		Isaiah Johnson	RB	Second Team
	Jimmy Garoppolo	QB	All-Newcomer Team		James Sheehan	TE	Second Team
2011	Von Wise	TE	Second Team		Levi Watson	DL	Second Team
	Artavious Dowdell	DE	Second Team		Nick Bruno	K	Second Team
	Cory Leman	LB	Second Team		Nick Bruno	P	Second Team
	Eric Zink	OL	Second Team		Johnathan Brantley	QB	All-Newcomer Team
2012	Dino Babers		Coach of the Year	2019	James Sheehan	TE	First Team
	Erik Lora	WR	Offensive Player of the Year		Terrell Greer	DL	Second Team
	Nick Beard	DB	First Team		Dytarious Johnson	LB	Second Team
	Cameron Berra	K	First Team		Jaelin Benefield	RB	All-Newcomer Team
	Artavious Dowdell	DL	First Team		Isaiah Hill	WR	All-Newcomer Team
	Collin Seibert	OG	First Team		Jason Johnson	LB	All-Newcomer Team
	Jimmy Garoppolo	QB	Second Team	2020	Jason Johnson	LB	First Team
	Sam Hendricks	TE	Second Team		Mark Williams	DB	Second Team
	Roosevelt Holliday	DL	Second Team		Matt Judd	KR	Second Team
	Kevin Kapellas	C	Second Team	2021	Jason Johnson	LB	First Team
	Jake Walker	RB	Second Team		Tim Varga	DL	Second Team
	Pat Wertz	DL	Second Team		Jordan Miles	DL	Second Team
	LeQuince McCall	LB	All-Newcomer Team		Jordan Vincent	SAF	Second Team
2013	Dino Babers		Coach of the Year		Isaiah Hill	WR	Second Team
	Jimmy Garoppolo	QB	Offensive "Player of the Year"		Russell Dandy	DB	All-Newcomer Team
	Nick Beard	DB	First Team		Harrison Bey-Buie	RB	All-Newcomer Team
	Jeff LePak	TE	First Team	2022	Cameron Leach	DT	First Team
	Shepard Little	RB	First Team		Elijahwah Tolbert	LB	First Team
	Erik Lora	WR	First Team		Stone Galloway	K	First Team
	Dominic Pagliara	OT	First Team		Trey Wilhoit	P	First Team
	Collin Seibert	OG	First Team		Chad Strickland	OL	Second Team
	Pat Wertz	DL	First Team		Colin Bohanek	LB	Second Team
	Jourdan Wickliffe	DB	First Team		Jordan Vincent	SAF	Second Team
	Nick Borre	C	Second Team		Nick Coates	Nickel	Second Team
	Adam Drake	WR	Second Team		Mark Aitken	KR	Second Team
	Taylor Duncan	RB	Second Team		Cooper Willman	PR	Second Team
	Dino Fantl	DL	Second Team		Jack Valente	LS	Second Team
	Robert Haynes	LB	Second Team		Trey Wilhoit	P	All-Newcomer Team
	Shepard Little	RS	Second Team	2023	Chris Wilkerson		Coach of the Year
	Jeff LePak	TE	All-Newcomer Team		MJ Flowers	RB	Offensive Freshman of the Year
	Shepard Little	RB	All-Newcomer Team		MJ Flowers	RB	First Team
	Jimmy Lowery	OT	All-Newcomer Team		Eli Mirza	WR	First Team
2014	Adam Drake	WR	First Team		Chad Strickland	OL	First Team
	Jeff LePak	TE	First Team		Russell Dandy	DB	First Team
	Collin Seibert	OG	First Team		Elijahwah Tolbert	LB	First Team
	Kamu Grugier-Hill	LB	First Team		Blake Ruffin	SAF	First Team
	Jourdan Wickliffe	DB	First Team		Pierce Holley	QB	Second Team
	Jalen Whitlow	QB	Second Team		Justin Thomas	WR	Second Team
	Nick Borre	C	Second Team		Sebastian Pares	OL	Second Team
	Evan Kanz	OT	Second Team		Joel Barrows	DL	Second Team
	Dino Fantl	DT	Second Team	2024	MJ Flowers	RB	First Team
	Robert Haynes	LB	Second Team		Cooper Willman	WR	First Team
	Jalen Whitlow	QB	All-Newcomer Team		Nicholas Oliveira-Chace	DL	First Team
	Nick Bruno	K	All-Newcomer Team		Cooper Willman	AP	First Team
2015	Dino Fantl	DT	Defensive "Player of the Year"		Drew Wilder	OL	Second Team
	Kamu Grugier-Hill	LB	First Team		Anthony Shockey	LB	Second Team
	Jourdan Wickliffe	DB	First Team		Jacob Horvath	P	Second Team
	Jimmy Lowery	OL	Second Team				
	Devin Church	RB	Second Team				
	Dylan Chatman	DB	Second Team				
	Devin Church	RB	All-Newcomer Team				
	Dylan Chatman	DB	All-Newcomer Team				

2023 Marked First Year Of Big South / OVC Football Association

2023	Chris Wilkerson		Coach of the Year
	MJ Flowers	RB	Offensive Freshman of the Year
	MJ Flowers	RB	First Team
	Eli Mirza	WR	First Team
	Chad Strickland	OL	First Team
	Russell Dandy	DB	First Team
	Elijahwah Tolbert	LB	First Team
	Blake Ruffin	SAF	First Team
	Pierce Holley	QB	Second Team
	Justin Thomas	WR	Second Team
	Sebastian Pares	OL	Second Team
	Joel Barrows	DL	Second Team
2024	MJ Flowers	RB	First Team
	Cooper Willman	WR	First Team
	Nicholas Oliveira-Chace	DL	First Team
	Cooper Willman	AP	First Team
	Drew Wilder	OL	Second Team
	Anthony Shockey	LB	Second Team
	Jacob Horvath	P	Second Team

ALL-GATEWAY CONFERENCE SELECTIONS ... 1986-1995

1986	Sean Payton.....QB.....Offensive "Player of the Year"	1991	Brian Pindar.....P.....1st Team
	Roy Banks.....WR.....1st Team		Jamie Jones.....RB.....1st Team
	Calvin Pierce.....WR.....1st Team		Tim Gleason.....OG.....1st Team
	John Jurkovic.....DT.....1st Team		Kent McIntyre.....DT.....1st Team
	James Marable.....RB.....2nd Team		Tony Farrell.....S.....1st Team
	Steve Bonnes.....OT.....2nd Team		Jeff Thorne.....QB.....2nd Team
	Rich Ehmke.....PK.....2nd Team		Tim Moore.....TE.....2nd Team
	Aaron Thomas.....DT.....2nd Team		Brad Fichtel.....C.....Honorable Mention
	Bob Bronaugh.....DB.....2nd Team		Brian Callahan.....OG.....Honorable Mention
	R. L. Reynolds.....DB.....2nd Team		Dan Dee.....DT.....Honorable Mention
1987	DuWayne Pitts.....RB.....1st Team	1992	Brad Fichtel.....C.....1st Team
	Ralph Stewart.....WR.....1st Team		Dan Dee.....DT.....1st Team
	Rich Ehmke.....PK.....1st Team		Ray McElroy.....CB.....1st Team
	Daryl Holcombe.....CB.....1st Team		Shavez Hawkins.....SS.....2nd Team
	Sean O'Brien.....C.....2nd Team		John Vakos.....DT.....2nd Team
	Jeff Rolson.....DE.....2nd Team		Jeff Thorne.....QB.....Honorable Mention
	Carl Parker.....DT.....2nd Team		Mike Rummell.....WR.....Honorable Mention
	R. L. Reynolds.....DE.....2nd Team		Jason Caldwell.....P.....Honorable Mention
	Steve Tillotson.....P.....2nd Team	1993	Demetrius Lane.....DT.....1st Team
	Dave Popp.....OT.....Honorable Mention		Willie High.....RB.....1st Team
	Jim Miteff.....OH.....Honorable Mention		Ray McElroy.....CB.....1st Team
1988	John Jurkovic.....DT.....Defensive "Player of the Year"		Steve Largent.....PK.....2nd Team
	Dave Popp.....OT.....1st Team		Kevin Zeng.....DE.....2nd Team
	Jeff Rolson.....DE.....1st Team		Tim Carver.....LB.....2nd Team
	Scott Johnson.....DB.....1st Team		Duane Conway.....C.....Honorable Mention
	Ralph Stewart.....WR.....2nd Team		Greg Jensik.....WR.....Honorable Mention
	Jeff Mills.....LB.....2nd Team		Don Mensik.....OG.....Honorable Mention
	Daryl Holcombe.....DB.....2nd Team	1994	Tim Carver.....LB.....1st Team
	Sean O'Brien.....C.....Honorable Mention		Willie High.....RB.....1st Team
1989	John Jurkovic.....DT.....Defensive "Player of the Year"		Kevin Zeng.....DE.....1st Team
	Eric Thorsen.....OG.....1st Team		Ray McElroy.....DE.....1st Team
	Brent Fischer.....OT.....1st Team		Greg Jensik.....WR.....2nd Team
	Jeff Mills.....LB.....1st Team		Mike Richart.....OT.....2nd Team
	Daryl Holcombe.....DB.....1st Team		Pete Mauch.....QB.....Honorable Mention
	Tim Lance.....DB.....1st Team		Chris Wilkerson.....DT.....Honorable Mention
	Eric Arnold.....QB.....2nd Team		Mike Miller.....LB.....Honorable Mention
	Jamie Jones.....RB.....2nd Team	1995	Tim Carver.....LB.....Defensive "Player of the Year"
	Tim Moore.....TE.....2nd Team		Willie High.....RB.....1st Team
	R. L. Reynolds.....CB.....2nd Team		Chris Anderson.....C.....1st Team
	Jason Cook.....WR.....Honorable Mention		Brian McGavock.....DT.....2nd Team
1990	Tim Lance.....DB.....Defensive "Player of the Year"		James Dorsey.....CB.....2nd Team
	Brian Pindar.....P.....1st Team		Pete Mauch.....QB.....2nd Team
	Jamie Jones.....RB.....2nd Team		Steve Largent.....K.....Honorable Mention
	Brad Fichtel.....OG.....2nd Team		Charlie Roche.....TE.....Honorable Mention
	Kent McIntyre.....DT.....2nd Team		Chris Hicks.....RB.....Honorable Mention
	Tod Schwager.....C.....Honorable Mention		Curtis Price.....DE.....Honorable Mention
	Jeff Oetting.....DE.....Honorable Mention		
	John Noll.....LB.....Honorable Mention		

TEAM SEASON RECORDS

OHIO VALLEY CONFERENCE RECORDS

GAME RECORDS

Completion Pct.	Tony Romo, 1.000 (16-16) ...	2001 vs. Indiana State
Receptions	Erik Lora, 21	2012 vs. Murray State
Punt Return TD	Frank Cutolo, 2	2000 vs. KY Wesleyan

SEASON RECORDS

Total Offense	Jimmy Garoppolo	5,112 yards (2013)
Pass Completions	Jimmy Garoppolo	375 (2013)
Passing Yards	Jimmy Garoppolo	5,050 yards (2013)
Passing Touchdowns ..	Jimmy Garoppolo	53 (2013)
Receptions	Erik Lora	136 (2012) FCS Record
Receiving Yards	Erik Lora	1,664 yards (2012)
TD Receptions	Erik Lora	19 (2013)
Extra Points	Cameron Berra	77 (2013) FCS Record

CAREER RECORDS

Total Offense	Jimmy Garoppolo	13,089 yards (2010-13)
Pass Completions	Jimmy Garoppolo	1,047 (2010-13)
Passing Yards	Jimmy Garoppolo	13,156 yards (2010-13)
Passing Touchdowns ..	Jimmy Garoppolo	118 (2010-13)
Completion Pct.	Mike Simpson	67.1 (331-493) (1996-97)
Receptions	Erik Lora	332 (2009-13)
Receiving Yards	Erik Lora	4,006 yards (2009-13)
TD Receptions	Erik Lora	35 (2009-13)
Extra Points	Cameron Berra	172 (2010-13)

TEAM GAME RECORDS

Plays	112 vs. UT Martin (2013)
Combined Plays	210 vs. Murray State (2012) - FCS Record
Punt Return Yards	190 vs. Tennessee Tech (2013)

TEAM SEASON RECORDS

Points	675 (2013)
Touchdowns	95 (2013)
Extra Points	78 (2013)
Passing Touchdowns ..	395 (2013)
Most Plays	1,219 (2013)
Yards Per Game	589.5 (2013)
Passing Yards	5,213 (2013)
Passing Yards Avg.	372.4 (2013)

FCS RECORDS

GAME RECORDS

Fewest Yards Allowed	-12 (Nov. 13, 1982 vs. Kentucky Wesleyan)
Combined Plays	210 (Sept. 22, 2012 vs. Murray State)

SEASON RECORDS

Receptions	Erik Lora	136 (2012) FCS Record
Extra Points	Cameron Berra	77 (2013) FCS Record

MISC. RECORDS

Combined Reception Total (2 Receivers Same Team)208 (2013, Erik Lora - 123, Adam Drake - 85)
Combined Yards Gained (2 Receivers Same Team)5,806 yards (1983-86, Roy Banks - 3,177, Calvin Pierce - 2,629)

FCS PLAYOFF RECORDS

GAME RECORDS

Receptions	Erik Lora, 18 vs. Towson (Dec. 13, 2013)
------------------	--

TOTAL OFFENSE:

1 ...	8,253	2013
2 ...	5,761	2014
3 ...	5,651	2012
4 ...	5,431	2002
5 ...	4,982	2000

RUSHING YARDAGE:

1 ...	3,040	2013
2 ...	2,882	1976
3 ...	2,836	2014
4 ...	2,781	1978
5 ...	2,739	1996

RUSHING ATTEMPTS:

1 ...	611	2013
2 ...	600	1976
3 ...	589	1996
4 ...	581	1995
5 ...	571	1975

PASSING YARDAGE:

1 ...	5,213	2013
2 ...	4,071	1984
3 ...	4,019	2012
4 ...	3,587	1986
5 ...	3,402	2018

PASSING ATTEMPTS:

1 ...	608	2013
2 ...	554	2012
3 ...	519	2018
4 ...	503	1985
5 ...	503	1986

PASSES COMPLETED:

1 ...	395	2013
2 ...	341	2012
3 ...	322	2018
4 ...	288	1984
5 ...	263	2002

TOUCHDOWNS:

1 ...	95	2013
2 ...	61	2002
3 ...	58	2012
4 ...	58	2000
5 ...	54	1986

TOUCHDOWN PASSES:

1 ...	55	2013
2 ...	34	2012
...	34	2002
4 ...	29	1984
5 ...	28	1980

TOUCHDOWNS RUSHING:

1 ...	35	2013
2 ...	30	1996
3 ...	29	2007
4 ...	27	2014
...	27	1986
6 ...	25	2002 / 2001 / 1979

POINTS SCORED:

1 ...	675 (48.2 ppg)	2013
2 ...	438 (36.5 ppg)	2012
3 ...	430 (39.1 ppg)	2000
4 ...	424 (38.5 ppg)	2002
5 ...	409 (37.1 ppg)	1986
6 ...	383 (34.8 ppg)	1978

FIELD GOALS MADE:

1 ...	16 (of 26)	1995
2 ...	15 (of 21)	2008
...	15 (of 26)	1987
4 ...	14 (of 16)	2014
...	14 (of 22)	2009
...	14 (of 27)	1983

POINT AFTER ATTEMPTS MADE:

1 ...	78 (of 91)	2013
2 ...	49 (of 50)	2000
3 ...	48 (of 52)	2012
4 ...	47 (of 50)	1986
...	47 (of 50)	1978

QUARTERBACK SACKS:

1 ...	71	1982
2 ...	52	1979
3 ...	45	1981
4 ...	44	1980
5 ...	42	1986

TACKLES FOR LOSS:

1 ...	111	2002
2 ...	104	2000
3 ...	101	1978
4 ...	99	2013
5 ...	92	2008
6 ...	86	2019

INTERCEPTIONS:

1 ...	31	1980
2 ...	25	1971
3 ...	24	1983
4 ...	22	1986
5 ...	5 teams tied with 20 last ..	2005

FUMBLES RECOVERED:

1 ...	23	2013
2 ...	21	2005
...	21	1980
...	21	1978
5 ...	20	2003

TURNOVERS FORCED:

1 ...	52	1980
2 ...	41	2005
...	41	1978
4 ...	40	1986
5 ...	38	2013
...	38	1982

INTERCEPTION RETURN FOR TD:

1 ...	4	1980, 1984 & 2005
-------	---------	-------------------

FUMBLE RETURN FOR TD:

1 ...	4	2005
-------	---------	------

BLOCKED KICKS:

1 ...	12	1988
-------	----------	------

PUNT RETURN FOR TD:

1 ...	3	1988, 2000 & 2013
-------	---------	-------------------

KICK RETURN FOR TD:

1 ...	1	13 seasons
-------	---------	------------

CONSECUTIVE PASSES WITHOUT AN INTERCEPTION:

1 ...	218	2007
-------	-----------	------

TEAM TURNOVERS:

1 ...	56	1981
-------	----------	------

TEAM GAME RECORDS

TOTAL OFFENSE:

739.....	vs. Illinois State	Sept. 14, 2013
704.....	at UT Martin	Nov. 23, 2013
683.....	vs. Winona State	Nov. 1, 1986
676.....	vs. Saginaw State	Sept. 21, 1985
671.....	vs. Austin Peay	Sept. 29, 2012
665.....	vs. Southeast Missouri	Oct. 19, 2013
656.....	vs. Illinois-Chicago	Sept. 27, 1969
654.....	vs. Murray State	Nov. 8, 2014
643.....	vs. Murray State	Oct. 6, 2018
641.....	vs. Austin Peay	Sept. 24, 2016

RUSHING YARDAGE:

413.....	vs. Austin Peay	Sept. 20, 2014
413.....	vs. Jacksonville State	Nov. 16, 2013
398.....	vs. St. Joseph	Oct. 27, 1973
384.....	vs. Grand Valley State	Sept. 17, 1983
382.....	at UT Martin	Nov. 1, 2001
379.....	vs. Florida Atlantic	Nov. 16, 2002

RUSHING ATTEMPTS:

72.....	vs. Western Illinois	1976
---------	----------------------	------

PASSING YARDAGE:

509.....	vs. Austin Peay	Sept. 29, 2012
509.....	vs. Saginaw Valley	Sept. 21, 1985
501.....	at UT Martin	Nov. 23, 2013
491.....	vs. Illinois State	Sept. 14, 2013
486.....	at Missouri State	Oct. 27, 1984
482.....	vs. Western Kentucky	Nov. 10, 1984

PASSING ATTEMPTS:

62.....	vs. Murray State	Sept. 22, 2012
61.....	at Jacksonville State	Oct. 13, 2018
61.....	vs. Murray State	Oct. 6, 2018
61.....	vs. Illinois State	Sept. 15, 2012
58.....	at Southern Illinois	Sept. 7, 2013
.....(4 other games with 58 attempts)		

PASSES COMPLETED:

40.....	vs. Murray State	Sept. 22, 2012
40.....	vs. Saginaw Valley	Sept. 21, 1985

TOUCHDOWNS:

12.....	vs. Merom Academy	1920
10.....	at UT Martin	Nov. 23, 2013
10.....	vs. Kentucky State	Nov. 13, 1982

TOUCHDOWN PASSES:

7.....	vs. Illinois State	Sept. 14, 2013
7.....	vs. Southern Illinois	2012
6.....	at UT Martin	Nov. 23, 2013
6.....	at Northern Illinois	Sept. 21, 2013
.....(3 other games with 6 TD passes)		

MOST EIU POINTS IN A QUARTER:

35.....	vs. Jacksonville State	Nov. 16, 2013
30.....	vs. Kentucky State	Nov. 13, 1982
30.....	vs. Central State	Sept. 26, 1981

MOST POINTS SCORED BY BOTH TEAMS:

105.....	at Illinois State	Sept. 15, 2012
.....(ISU 54, EIU 51 - 2OT)		
102.....	vs. Tennessee State	Nov. 2, 2002
.....(EIU 54; TSU 48)		

POINTS

82.....	Merom Academy	Nov. 18, 1920
73.....	Kentucky State	Nov. 13, 1982
70.....	at UT Martin	Nov. 23, 2013
69.....	Illinois College	1917
65.....	Austin Peay	Sept. 29, 2012
64.....	Winona State	Nov. 1, 1986
63.....	Austin Peay	Sept. 20, 2014
63.....	at Austin Peay	Oct. 10, 2013
62.....	Lock Haven	Aug. 31, 1991
60.....	at Wayne State	Nov. 9, 1968
60.....	Oakland City	Oct. 17, 1925

EIU LOWEST OFFENSIVE TOTAL:

76.....	at Youngstown State	Oct. 13, 1973
89.....	Eastern Kentucky	Oct. 26, 2019
100.....	Southeast Missouri	Nov. 12, 2022
109.....	at South Carolina	Sept. 4, 2021
116.....	at Indiana	Sept. 7, 2019
117.....	Illinois State	Sept. 16, 2017
120.....	Central Arkansas	Sept. 11, 2010
130.....	at Central Michigan	Oct. 25, 1969
138.....	at Northwestern	Sept. 12, 2015
138.....	Illinois State	Nov. 25, 2006
142.....	at McNeese State	Sept. 11, 1993
142.....	at San Jose State	Sept. 5, 1987
142.....	at Northern Iowa	Sept. 6, 1975

EIU FEWEST RUSHING YARDS:

-12.....	at Northern Iowa	Oct. 7, 1995
-6.....	Tennessee Tech	Sept. 17, 2011
-5.....	UT Martin	Oct. 22, 2011
-3.....	at San Jose State	Sept. 5, 1987
-3.....	at Toledo	Sept. 22, 1984
1.....	Illinois State	Oct. 6, 1984

EIU FEWEST PASSING YARDS:

-1.....	at Murray State (2-of-6) +	Nov. 16, 1974
0.....	Southeast Missouri *	Oct. 13, 2001
0.....	Truman State (0-of-9)	Sept. 10, 1977
5.....	at Central Missouri (2-of-7)	Oct. 4, 1975
10.....	at Truman State (1-of-4)	Sept. 11, 1976
10.....	Fairmount State (1-of-13)	Sept. 28, 1968
12.....	at Indiana State (2-of-11)	Nov. 18, 1995

* EIU did not attempt a pass in the game

+ EIU completed one pass for 5 yards and one pass for negative 6 yards in the game.

QUARTERBACK SACKS:

12.....	vs. Southwest Missouri	1986
12.....	vs. Kentucky State	1982

TURNOVERS:

8.....	vs. Youngstown State	1981
--------	----------------------	------

TURNOVERS CAUSED:

13.....	vs. Northern Illinois	1940
9.....	vs. Northeast Missouri	1983
9.....	vs. Western Illinois	1980

EIU OVERTIME GAMES

DOUBLE OVERTIME

+ Nov. 26, 1983	at Indiana State	L 13-16
Nov. 11, 2000	at Illinois State	L 41-44
Sept. 15, 2012	at Illinois State	L 51-54
Sept. 14, 2013	at Southern Illinois	W 40-37
Sept. 30, 2017	at Tennessee State	W 19-16
Oct. 14, 2017	at Murray State	W 27-24
Oct. 15, 2022	vs. Lindenwood	L 34-37

OVERTIME

+ Nov. 27, 1982	vs. Jackson State	W 16-13
Sept. 11, 2004	vs. Indiana State	L 30-33
Nov. 6, 2004	at Tennessee Tech	L 37-40
Nov. 6, 2010	at Tennessee State	W 31-28
Sept. 22, 2012	vs. Murray State	W 50-49
Oct. 11, 2014	at Eastern Kentucky	L 33-36
Sept. 19, 2015	vs. Illinois State	L 31-34
Oct. 17, 2015	at Tennessee State	W 25-22
Nov. 4, 2017	vs. Eastern Kentucky	W 23-20
Oct. 20, 2018	vs. UT Martin	W 24-21
Oct. 7, 2023	vs. UT Martin	L 27-28
Oct. 21, 2023	vs. Bryant	W 25-24
Nov. 16, 2024	vs. Charleston Southern	W 16-13
+ 1982 & 1983 games in FCS playoffs		

MOST PLAYS IN A GAME:

112.....	at UT Martin	Nov. 23, 2013
106.....	at Illinois State	2012
104.....	vs. Murray State	Nov. 8, 2014

MOST PLAYS IN A GAME BY BOTH TEAMS:

210.....	vs. Murray State	2012
...Murray State (110), EIU (100)		

OPPONENTS AGAINST EASTERN ILLINOIS

TOTAL OFFENSE:

675.....	Tennessee State	Nov. 2, 2002
674.....	at Illinois State	Oct. 18, 1969
658.....	Murray State	Oct. 6, 2018
656.....	at Marshall	Sept. 12, 1992
631.....	at Western Michigan	Sept. 8, 2012
629.....	at San Diego State	Oct. 6, 2001
609.....	at Northern Illinois	Sept. 24, 1994

RUSHING YARDAGE:

490.....	at Central Michigan	Oct. 23, 1971
472.....	Towson	Dec. 13, 2013
468.....	at Illinois State	Oct. 18, 1969
449.....	Murray State	Oct. 6, 2018
434.....	at South Dakota State	Nov. 24, 2012
432.....	Eastern Michigan	Oct. 21, 1972
425.....	Southern Illinois	Nov. 7, 1987
420.....	Central Michigan	Oct. 24, 1970
418.....	at Northern Illinois	Sept. 24, 1994
411.....	at Southeast Missouri	Oct. 1, 2011

PASSING YARDAGE:

529.....	Hawai'i	Sept. 30, 2006
473.....	Illinois State	Sept. 15, 2012
453.....	Hawai'i	Aug. 31, 2002
452.....	Hawai'i	Sept. 11, 1999
444.....	Idaho	Nov. 25, 1989
441.....	Indiana	Sept. 7, 2019
435.....	Tennessee State	Nov. 2, 2002
423.....	Murray State	Sept. 22, 2012
419.....	Truman State (NEMO.)	Sept. 6, 1986

POINTS

74.....	Illinois Wesleyan	Sept. 30, 1921
63.....	at Kansas State	Sept. 14, 2002
63.....	at Marshall	Sept. 12, 1992
61.....	at Hawai'i	Aug. 31, 2002
61.....	Central Michigan	Nov. 2, 1957
61.....	Millikin	Nov. 1, 1941
60.....	Central Michigan	Oct. 2, 1954

LOWEST OFFENSIVE TOTAL:

-12.....	vs. Kentucky State	Nov. 13, 1982
47.....	Butler	Sept. 8, 1979
50.....	UT Martin	Sept. 25, 1996
61.....	California (Pa.)	Aug. 30, 2003
65.....	Central State (Ohio)	Sept. 26, 1981
66.....	Illinois State	Nov. 10, 1979

OPPONENT FEWEST RUSHING YARDS:

-67.....	Kentucky State	Nov. 13, 1982
-23.....	Eastern Kentucky	Nov. 18, 2000
-1.....	Southeast Missouri	Nov. 9, 1996
-1.....	Southern Illinois	Sept. 10, 1983
0.....	Northern Michigan	Nov. 1, 1980

OPPONENT FEWEST PASSING YARDS:

5.....	Central State (OH) (4-of-16)	Sept. 26, 1981
7.....	Youngstown State (1-of-12)	Dec. 2, 1978
10.....	Missouri State	Oct. 24, 1992
13.....	Northwestern (La.) State	Sept. 8, 1990
14.....	Eastern Kentucky	Oct. 26, 2019
20.....	Butler	Sept. 8, 1979
20.....	Cameron (Okla.)	Oct. 15, 1977
22.....	Austin Peay	Nov. 2, 1996

INDIVIDUAL GAME RECORDS

INDIVIDUAL BESTS

TOTAL OFFENSE:

Sean Payton.....	507 vs. Saginaw Valley.....	1985
Jimmy Garoppolo...	501 vs. Austin Peay.....	2012
Sean Payton.....	498 vs. Missouri State.....	1984
Jimmy Garoppolo...	476 at UT Martin.....	2013
Jimmy Garoppolo...	469 vs. Illinois State.....	2013
Johnathan Brantley..	458 vs. Indiana State.....	2018
Jimmy Garoppolo...	442 at Southern Illinois.....	2013
Sean Payton.....	441 vs. Western Kentucky.....	1984

RUSHING YARDAGE:

J.R. Taylor.....	308 vs. Florida Atlantic.....	2002
Kevin Staple.....	283 vs. Grand Valley.....	1983
MJ Flowers.....	272 vs. McNeese State.....	2023
Nate Anderson.....	268 vs. St. Joseph.....	1973
Nate Anderson.....	259 vs. Missouri State.....	1972
Shepard Little.....	245 vs. Jacksonville State.....	2013

RUSHING ATTEMPTS:

Willie High.....	48 vs. Northern Iowa.....	1993
------------------	---------------------------	------

PASSING YARDAGE:

Sean Payton.....	509 vs. Saginaw Valley.....	1985
Sean Payton.....	486 vs. Missouri State.....	1984
Jimmy Garoppolo...	480 vs. Illinois State.....	2013
Jimmy Garoppolo...	477 at UT Martin.....	2013
Sean Payton.....	461 vs. Western Kentucky.....	1984
Pierce Holley.....	458 at Gardner-Webb.....	2024
Jimmy Garoppolo...	453 vs. Austin Peay.....	2012
Jimmy Garoppolo...	450 at Northern Illinois.....	2013

PASSING ATTEMPTS:

Harry Woodberry.....	68 vs. Tennessee Tech.....	2019
Jimmy Garoppolo...	61 at Illinois State.....	2012
Jimmy Garoppolo...	60 vs. Murray State.....	2012
Tony Romo.....	58 vs. Hawai'i.....	2002
Sean Payton.....	58 vs. Saginaw Valley.....	1985
Sean Payton.....	58 vs. Northern Iowa.....	1984

PASSES COMPLETED:

Sean Payton.....	40 vs. Saginaw Valley.....	1985
Jimmy Garoppolo...	39 vs. Murray State.....	2012
Jimmy Garoppolo...	38 vs. Towson.....	2013
Johnathan Brantley..	37 vs. Indiana State.....	2018
Jimmy Garoppolo...	37 at Illinois State.....	2012

RECEIVING (CATCHES):

Erik Lora.....	21 vs. Murray State.....	2012
* OVC Record		
Erik Lora.....	18 vs. Towson.....	2013
Erik Lora.....	17 at UT Martin.....	2012
Isaiah Hill.....	15 at UT Martin.....	2019
Erik Lora.....	15 vs. Southeast Missouri.....	2012
Willie White.....	15 vs. Illinois State.....	1971
Adam Drake.....	14 at UT Martin.....	2013
Erik Lora.....	14 at Northern Illinois.....	2013
Andre Raymond.....	14 vs. Hawai'i.....	2002
Rob Mehalic.....	14 vs. Delaware State.....	1981

RECEIVING (YARDS):

Cooper Willman.....	291 at Gardner-Webb.....	2024
Erik Lora.....	269 vs. Murray State.....	2012
Frank Cutolo.....	239 vs. Tennessee State.....	2001
Calvin Pierce.....	238 vs. Missouri State.....	1986
Adam Drake.....	225 at UT Martin.....	2013
Chris Wright.....	217 at Tennessee State.....	2010
Frank Cutolo.....	217 vs. Northern Iowa.....	2001
Erik Lora.....	215 at UT Martin.....	2012
Isaiah Hill.....	207 at Southeast Missouri.....	2021

ALL-PURPOSE RUSHING:

Poke Cobb.....	336 vs. Butler.....	1976
Andre Raymond.....	335 vs. Hawai'i.....	2002

RUSHING YARDS BY A QB:

Jalen Whitlow.....	142 at UT Martin.....	2015
--------------------	-----------------------	------

INDIVIDUAL BESTS

TOUCHDOWN RECEPTIONS:

Scott McGhee.....	4 vs. Northern Iowa.....	1978
James Warring.....	4 vs. Northern Michigan.....	1978

TOUCHDOWNS:

Steve Turner.....	6 vs. Mecom Academy.....	1920
KSevin Staple.....	5 vs. Kentucky State.....	1982
Erik Lora.....	4 vs. Tennessee Tech.....	2013
J.R. Taylor.....	4 vs. Florida Atlantic.....	2002
J.R. Taylor.....	4 vs. Tennessee-Martin.....	2002
Kevin Staple.....	4 vs. Grand Valley.....	1983
James Warring.....	4 vs. Northern Michigan.....	1978
Scott McGhee.....	4 vs. Northern Iowa.....	1978

TOUCHDOWN PASSES:

Jimmy Garoppolo...	7 vs. Illinois State.....	2013
Jimmy Garoppolo...	6 at UT Martin.....	2013
Jimmy Garoppolo...	6 at Northern Illinois.....	2013
Tony Romo.....	6 vs. Murray State.....	2000
Jeff Christensen.....	6 vs. Kentucky State.....	1982
<i>Others (5 touchdown passes in a game)</i>		
Jimmy Garoppolo (4), Sean Payton (2),		
Tony Romo (1), Steve Turk (1), Harry Woodberry (1)		

SOLO TACKLES:

Thomas Williams.....	20 vs. St. Joseph.....	1997
Nick Ricks.....	18 vs. E. Kentucky.....	2002
Chris Nicholson.....	17 vs. SW Missouri.....	1983
Tim Lance.....	17 vs. Northern Iowa.....	1987
John Noll.....	15 vs. Northern Iowa.....	1987
Tim Lance.....	15 vs. W. Kentucky.....	1990
Jeff Mills.....	14 vs. Western Illinois.....	1988
Jeff Mills.....	14 vs. SW Missouri.....	1988

TOTAL TACKLES:

Tim Carver.....	31 vs. Texas-El Paso.....	1994
Jeff Mills.....	29 vs. SW Missouri.....	1988
Thomas Williams.....	27 vs. St. Joseph.....	1997
Nick Ricks.....	25 vs. E. Kentucky.....	2002
Tyrone Covington.....	25 vs. Illinois State.....	1984
John Noll.....	23 vs. Northern Iowa.....	1988
Ray Jeske.....	21 vs. Delaware.....	1978

TACKLES FOR LOSS:

Trevor Frericks.....	7.0 vs. Tennessee State.....	2009
----------------------	------------------------------	------

QUARTERBACK SACKS:

John Jurkovic.....	6 vs. SW Missouri.....	1986
Pete Catan.....	6 vs. Southern Illinois.....	1979

PASSES INTERCEPTED:

Bill Glenn.....	5 vs. Northern Illinois.....	1940
-----------------	------------------------------	------

MOST PASS RECEPTIONS BY A RUNNING BACK:

MJ Flowers.....	11 vs. Southeast Missouri.....	2024
Devin Church.....	10 at Northern Iowa.....	2015
DuWayne Pitts.....	9 vs. SW Missouri.....	1984

MISC. INDIVIDUAL BESTS

LONGEST TOUCHDOWN PASS:

Tony Romo to.....	98 vs. E. Kentucky.....	2000
Will Bumphus.....		

LONGEST TOUCHDOWN RUN:

Jimmy Lera.....	96 at Southeast Missouri.....	2014
Poke Cobb.....	96 vs. Tennessee Tech.....	1976

LONGEST INTERCEPTION RETURN FOR TD:

Roosevelt Williams.....	98 vs. Tennessee St.....	2001
-------------------------	--------------------------	------

LONGEST FUMBLE RETURN FOR TD:

Bryce Dewberry.....	90 vs. Tennessee Tech.....	2021
---------------------	----------------------------	------

LONGEST FIELD GOAL:

Rich Ehmke.....	58 vs. Northern Iowa.....	1986
Steve Largent.....	53 vs. SW Missouri.....	1993

LONGEST KICKOFF RETURN:

Chris Watson.....	100 vs. Northern Iowa.....	1995
Marcus Potts.....	100 vs. Youngstown St.....	1977

LONGEST PUNT:

Bob Babb.....	100 vs. Illinois State.....	1946
Kevin Cook.....	86 vs. Southeast Missouri.....	2010
(EIU Division I record)		

LONGEST PUNT RETURN:

Bob Babb.....	100 vs. Millikin.....	1949
Erik Lora.....	80 vs. Tennessee Tech.....	2013
Jermaine Mobley.....	80 vs. Tennessee State.....	2004
Frank Cutolo.....	80 at Central Florida.....	1999

MOST BLOCKED KICKS:

Kourtney Young.....	3 vs. Illinois State.....	2000
Scott Johnson.....	3 vs. Western Illinois.....	1988
Scott Johnson.....	3 vs. Western Kentucky.....	1988

MOST CONSECUTIVE PASSES COMPLETED:

Pierce Holley.....	20 vs. Illinois State.....	2023
Sean Payton.....	17 vs. Western Kentucky.....	1986
Tony Romo.....	16 vs. Indiana State.....	2001

MOST FIELD GOALS:

Rich Ehmke.....	5 vs. Winona State.....	1986
-----------------	-------------------------	------

MOST FUMBLE RECOVERIES:

Tied by many.....	2	
-------------------	---	--

MOST INTERCEPTIONS THROWN:

Jeff Thorne.....	7 vs. McNeese State.....	1993
------------------	--------------------------	------

All eyes are on Rich Ehmke's (#6) record-setting 58 yard field goal that gave the No. 8 ranked Panthers a 31-30 victory over No. 11 Northern Iowa on the last play of the game in 1986. Often described as the "most exciting game in EIU history," the Homecoming win in front of 11,000 plus fans propelled the Panthers on to the conference championship that season.



INDIVIDUAL SEASON RECORDS

TOTAL OFFENSE

1 ... Jimmy Garoppolo.....	5,112	2013
2 ... Jimmy Garoppolo.....	3,823	2012
3 ... Sean Payton.....	3,661	1984
4 ... Sean Payton.....	3,397	1986
5 ... Tony Romo.....	3,149	2002
6 ... Sean Payton.....	3,005	1985
7 ... Pierce Holley.....	2,931	2024
8 ... Jalen Whitlow.....	2,867	2014
9 ... Anthony Buich.....	2,654	1999
10 ... Pierce Holley.....	2,653	2023

RUSHING YARDAGE

1 ... Poke Cobb.....	1,609	1979
2 ... Shepard Little.....	1,551	2013
3 ... J.R. Taylor.....	1,522	2002
4 ... Willie High.....	1,487	1993
5 ... Willie High.....	1,458	1995
6 ... Vincent Webb.....	1,405	2006
7 ... Jamie Jones.....	1,403	1991
8 ... Poke Cobb.....	1,330	1978
9 ... Nate Anderson.....	1,261	1973
10 ... Nate Anderson.....	1,255	1972

RUSHING ATTEMPTS

1 ... Willie High.....	314	1995
2 ... Willie High.....	297	1994
3 ... Nate Anderson.....	296	1973
4 ... Poke Cobb.....	293	1979
5 ... Willie High.....	273	1993
6 ... Poke Cobb.....	267	1978
7 ... Vincent Webb.....	264	2006
8 ... Vincent Webb.....	262	2005
9 ... Nate Anderson.....	261	1972
10 ... J.R. Taylor.....	254	2002

YARDS PER RUSH (minimum 80 carries)

1 ... Isaiah Johnson.....	7.15	2018
... Shepard Little.....	7.15	2013
3 ... Andre Raymond.....	6.58	2001
4 ... Shepard Little.....	6.42	2014
5 ... J.R. Taylor.....	6.36	2001
6 ... Jabarey McDavid.....	6.16	1996
7 ... Jamie Jones.....	6.02	1991
8 ... Poke Cobb.....	6.00	1976
9 ... J.R. Taylor.....	5.99	2002
10 ... Travorus Bess.....	5.77	2007

PASSING YARDAGE:

1 ... Jimmy Garoppolo.....	5,050	2013
2 ... Sean Payton.....	3,843	1984
3 ... Jimmy Garoppolo.....	3,823	2012
4 ... Sean Payton.....	3,456	1986
5 ... Tony Romo.....	3,165	2002
6 ... Sean Payton.....	3,146	1985
7 ... Pierce Holley.....	3,125	2024
8 ... Pierce Holley.....	2,741	2023
9 ... Anthony Buich.....	2,692	1999
10 ... Jeff Christensen.....	2,672	1981

PASSING ATTEMPTS

1 ... Jimmy Garoppolo.....	568	2013
2 ... Jimmy Garoppolo.....	540	2012
3 ... Sean Payton.....	494	1985
4 ... Sean Payton.....	473	1984
5 ... Jeff Christensen.....	430	1981
6 ... Sean Payton.....	423	1986
7 ... Pierce Holley.....	408	2024
8 ... Tony Romo.....	407	2002
9 ... Pierce Holley.....	394	2023
10 ... Anthony Buich.....	356	1999

PASSES COMPLETED

1 ... Jimmy Garoppolo.....	375	2013
2 ... Jimmy Garoppolo.....	331	2012
3 ... Sean Payton.....	270	1984
4 ... Tony Romo.....	258	2002
5 ... Sean Payton.....	256	1985
6 ... Pierce Holley.....	249	2024
7 ... Pierce Holley.....	240	2023
8 ... Sean Payton.....	222	1986
... Jeff Christensen.....	222	1981
10 ... Jimmy Garoppolo.....	217	2011

PASSES INTERCEPTED

1 ... Sean Payton.....	23	1985
2 ... Jeff Christensen.....	22	1981
3 ... Steve Turk.....	20	1978
... Ron Gustafson.....	20	1970
5 ... Jeff Thorne.....	19	1993
6 ... John Rafferty.....	17	1983
... Roger Haberer.....	17	1965
... Roger Haberer.....	17	1964
9 ... Tony Romo.....	16	2002
10 ... Jimmy Garoppolo.....	15	2012
... Sean Payton.....	15	1986
... Sean Payton.....	15	1984

PASS COMPLETION (PCT.):

1 ... Mike Simpson.....	68.3	1997
... (168-246... 8 INT, 13 TD)		
2 ... Tony Romo.....	66.7	2001
... (138-207... 6 INT, 21 TD)		
3 ... Jimmy Garoppolo.....	66.0	2013
... (375-568... 9 INT, 53 TD)		
... Mike Simpson.....	66.0	1996
... (163-247... 7 INT, 19 TD)		
5 ... Bodie Reeder.....	65.4	2007
... (170-260... 5 INT, 10 TD)		
6 ... Johnathan Brantley.....	65.1	2018
... (200-307... 2 INT, 14 TD)		
7 ... Jonah O'Brien.....	64.0	2022
... (87-136... 8 INT, 9 TD)		
8 ... Tony Romo.....	63.4	2002
... (258-407... 16 INT, 34 TD)		
9 ... Jalen Whitlow.....	62.9	2014
... (185-294... 7 INT, 15 TD)		
10 ... Bodie Reeder.....	62.8	2008
... (177-282... 7 INT, 13 TD)		

PASS EFFICIENCY (minimum 100 att.)

1 ... Tony Romo.....	178.3	2001
2 ... Jimmy Garoppolo.....	168.3	2013
3 ... Tony Romo.....	160.5	2000
4 ... Mike Simpson.....	153.3	1996
5 ... Jeff Thorne.....	150.2	1991
6 ... Tony Romo.....	148.4	2002
7 ... Mike Simpson.....	144.6	1997
8 ... Mitch Kimble.....	138.7	2016
9 ... Sean Payton.....	138.5	1984
10 ... Steve Turk.....	138.1	1978

RECEIVING (CATCHES)

1 ... Erik Lora.....	136	2012
2 ... Erik Lora.....	123	2013
3 ... Adam Drake.....	93	2014
4 ... Adam Drake.....	85	2013
5 ... Alexander Hollins.....	80	2018
6 ... Jerry Wright.....	76	1984
7 ... Andre Raymond.....	70	2002
8 ... Roy Banks.....	69	1984
9 ... Rob Mehalic.....	67	1981
10 ... Cooper Willman.....	66	2024

RECEIVING (YARDS)

1 ... Erik Lora.....	1,664	2012
2 ... Erik Lora.....	1,544	2013
3 ... Adam Drake.....	1,321	2014
4 ... Adam Drake.....	1,305	2013
5 ... Roy Banks.....	1,269	1984
6 ... Calvin Pierce.....	1,200	1986
7 ... Alexander Hollins.....	1,102	2018
8 ... Jerry Wright.....	1,029	1984
9 ... Roy Banks.....	1,014	1986
10 ... James Warring.....	980	1978

RECEPTIONS PER GAME

1 ... Erik Lora.....	11.33	2012
2 ... Erik Lora.....	9.46	2013
3 ... Adam Drake.....	7.75	2014
4 ... Jerry Wright.....	7.60	1984
5 ... Alexander Hollins.....	7.27	2018
6 ... Isaiah Hill.....	7.12	2019
7 ... Rob Mehalic.....	6.70	1981
8 ... Willie White.....	6.50	1971
9 ... Roy Banks.....	6.27	1984
10 ... Adam Drake.....	6.07	2013

YARDS PER RECEPTION (min. 20)

1 ... Chris Wright.....	26.52	2010
2 ... Jerry Wright.....	24.45	1982
3 ... Frank Cutolo.....	21.52	2000
4 ... Scott McGhee.....	21.41	1978
5 ... Will Bumphus.....	20.52	2002
6 ... Otis Grant.....	20.34	1980
7 ... Jason Cook.....	19.73	1989
8 ... Micah Rucker.....	19.71	2006
9 ... Frank Cutolo.....	19.32	2001
10 ... Jason Calabrese.....	19.21	1994

INDIVIDUAL SEASON RECORDS

ALL-PURPOSE YARDS

1 ... Andre Raymond	2,268	2002
2 ... Shepard Little	2,192	2013
3 ... Jamie Jones	2,007	1991
4 ... Erik Lora	1,752	2012
5 ... Erik Lora	1,724	2013
6 ... Poke Cobb	1,689	1978
7 ... Poke Cobb	1,667	1979
8 ... Poke Cobb	1,608	1976
9 ... Jamie Jones	1,607	1990
10 ... J.R. Taylor	1,591	2002

TOUCHDOWNS OVERALL

1 ... Erik Lora	20	2013
... J.R. Taylor	20	2001
3 ... Shepard Little	19	2013
4 ... J.R. Taylor	18	2002
5 ... Roy Banks	17	1984
6 ... Alexander Hollins	16	2018
... James Marable	16	1986
... Scott McGhee	16	1980
... Poke Cobb	16	1978
10 ... Ademola Adeniji	15	2007
... Vincent Webb	15	2005

TOUCHDOWNS RUSHING

1 ... J.R. Taylor	18	2002
... J.R. Taylor	18	2001
3 ... Poke Cobb	16	1978
4 ... Shepard Little	15	2013
... Vincent Webb	15	2005
... Ademola Adeniji	15	2007
7 ... Poke Cobb	14	1979
8 ... James Marable	13	1986
9 ... Jalen Whitlow	12	2014
... Jake Walker	12	2012
... Vincent Webb	12	2004
... Willie High	12	1995
... Willie High	12	1993
... Poke Cobb	12	1976

TOUCHDOWN RECEPTIONS

1 ... Erik Lora	19	2013
2 ... Roy Banks	17	1984
3 ... Alexander Hollins	16	2018
... Scott McGhee	16	1980
5 ... Adam Drake	13	2013
... Micah Rucker	13	2006
... Will Bumphus	13	2002
8 ... Adam Drake	12	2014
... Erik Lora	12	2012
10 ... Chris Wright	11	2012
... Chris Wright	11	2011
... Roy Banks	11	1986

TOUCHDOWN PASSES

1 ... Jimmy Garoppolo	53	2013
2 ... Tony Romo	34	2002
3 ... Jimmy Garoppolo	31	2012
4 ... Sean Payton	28	1984
5 ... Tony Romo	27	2000
6 ... Steve Turk	25	1978
7 ... Sean Payton	23	1986
8 ... Sean Payton	22	1985
9 ... Tony Romo	21	2001
... Jeff Thorne	21	1991
... Jeff Christensen	21	1982

TOTAL POINTS SCORED

1 ... Erik Lora	124	2013
2 ... J.R. Taylor	120	2001
3 ... Shepard Little	114	2013
4 ... J.R. Taylor	112	2002
5 ... Roy Banks	102	1984
6 ... Alexander Hollins	98	2018
... Cameron Berra	98	2013
8 ... James Marable	96	1986
... Scott McGhee	96	1986
... Poke Cobb	96	1978

TD's RESPONSIBLE FOR

1 ... Jimmy Garoppolo	58	2013
2 ... Tony Romo	35	2002
3 ... Jimmy Garoppolo	33	2012
4 ... Sean Payton	31	1984
5 ... Sean Payton	30	1986
6 ... Tony Romo	28	2000
7 ... Jalen Whitlow	27	2014
... Steve Turk	27	1978
9 ... Sean Payton	25	1985
10 ... Mike Simpson	22	1996
... Jeff Christensen	22	1982

FIELD GOALS MADE

1 ... Steve Largent	16	1995
... Dave Strauch	16	1982
3 ... Tyler Wilke	15	2008
... Rich Ehmke	15	1987
5 ... Nick Bruno	14	2014
... Austin Signor	14	2009
... Henry Castellanos	14	1983
8 ... Nick Bruno	12	2018
... Cameron Berra	12	2012
... Zach Yates	12	2006
... Rich Ehmke	12	1986

POINT AFTER ATTEMPTS MADE:

1 ... Cameron Berra	77	2013
2 ... Bill Besenhofer	49	2000
3 ... Cameron Berra	48	2012
4 ... Rich Ehmke	47	1986
... Dan DiMartino	47	1978
6 ... Nick Bruno	44	2014
7 ... Bill Besenhofer	43	2001
... Chad Lerner	43	1996
9 ... Tyler Wilke	40	2007
10 ... Nick Bruno	39	2016
... Steve Kuehn	39	2000



Erik Lora (2009-13), set the FCS single season record for receptions with 136 during the 2012 season.



Cameron Berra (2010-13), set the FCS single season record for extra points with 77 during the 2013 season.

INDIVIDUAL SEASON RECORDS

SOLO TACKLES

1 ... Thomas Williams	102	1997
2 ... Nick Ricks	98	2002
3 ... Tim Lance	93	1990
4 ... Jeff Mills	91	1988
5 ... Clint Sellers	88	2005
6 ... Tim Carver	87	1995
7 ... Nick Ricks	85	2001
8 ... Randy Melvin	85	1979
9 ... John Williams	83	1999
10 ... Tim Carver	82	1993

TOTAL TACKLES

1 ... Tim Carver	179	1994
2 ... Tyrone Covington	172	1984
3 ... Tim Lance	152	1990
4 ... Thomas Williams	150	1997
5 ... Nick Ricks	149	2002
6 ... Jeff Mills	144	1988
7 ... Tim Carver	138	1995
... Tim Carver	138	1993
9 ... John Noll	129	1990
10 ... Bill Mines	128	1982

TACKLES FOR LOSS

1 ... Dino Fanti	22	2015
2 ... Pete Catan	19	1978
3 ... Kamu Grugier-Hill	16.5	2015
... Pierre Walters	16.5	2008
5 ... Trevor Frericks	16	2009
... Nick Ricks	16	2002
... Mike Carlin	16	2000
... Aaron Thomas	16	1986
... Ira Jefferson	16	1981
10 ... Dino Fanti	15.5	2014

QUARTERBACK SACKS

1 ... Pete Catan	21	1979
2 ... Keith Wojnowski	16	1982
3 ... Pete Catan	15	1978
4 ... Ira Jefferson	15	1981
5 ... John Jurkovic	13	1986
... Greg Duncan	13	1982
7 ... Pete Catan	11	1980
8 ... Mike Carlin	10	2000
... Tom Moskal	10	1984
10 ... Chris Nicholson	8.5	1983
... Bill Mines	8.5	1981

PASSES INTERCEPTED

1 ... Mike Grier	11	1971
2 ... Kourtney Young	7	2000
... Rodney Reynolds	7	1986
... Robert Williams	7	1983
... Randy McCue	7	1982
... Kevin Gray	7	1980
... Rich Brown	7	1980
... Rich Brown	7	1978
9 ... Tim Lance	6	1989
... Tony Farrell	6	1991

PASS BREAK-UPS

1 ... Russell Dandy	18	2023
2 ... Ben Brown	16	2004
3 ... Dale Lloyd	15	1987
4 ... Cornelius Page	13	2019
5 ... Antonie Johnson	12	2015
... Jerome Buchanan	12	1994
7 ... Rashad Haynes	11	2009
... Kourtney Young	11	2001
9 ... Ray McElroy	10	1994
... Ray McElroy	10	1993

KICK OFF RETURN YARDS

1 ... Andre Raymond	872	2002
2 ... Quinten Ponius	848	2007
3 ... Lorence Ricks	795	2010
4 ... Tavares Crawford	695	2011
5 ... Daryl Holcombe	664	1987
6 ... Chris Watson	660	1996
7 ... Obadiah Cooper	609	1993
8 ... Frank Cutolo	549	1999
9 ... Mark Campana	543	1979
10 ... Ken Trimble	528	1970

YARDS PER KICKOFF RETURN (min. 10 att.)

1 ... Lorence Ricks	30.60 (10)	2009
2 ... Daryl Holcombe	28.87 (23)	1987
3 ... Daryl Holcombe	28.28 (15)	1989
4 ... Marcus Potts	27.81 (16)	1977
5 ... Ray McElroy	27.56 (16)	1991
6 ... Andre Raymond	27.25 (32)	2002
7 ... Andre Raymond	26.50 (18)	2001
8 ... Lorence Ricks	25.58 (12)	2011
9 ... Chris Watson	25.38 (26)	1996
10 ... Lorence Ricks	24.84 (32)	2010

PUNT RETURN YARDS

1 ... Frank Cutolo	296	2000
2 ... Shepard Little	259	2013
3 ... Frank Cutolo	231	2001
4 ... Frank Cutolo	208	1999
5 ... Scott McGhee	203	1979
6 ... Pete Mauch	191	1993
... Greg Rhea	191	1986
8 ... Pete Mauch	188	1992
9 ... Chris Watson	185	1996
10 ... Gary Bridges	172	1983

YARDS PER PUNT RETURN (min. 10 att.)

1 ... Shepard Little	23.55 (11)	2013
2 ... Gary Hunter	15.90 (10)	1970
3 ... Donnie Davis	14.08 (12)	1997
4 ... Frank Cutolo	13.00 (16)	1999
5 ... Steffan Nicholson	10.82 (11)	1998
6 ... Scott McGhee	10.68 (19)	1979
7 ... Wayne Stingley	10.38 (13)	1964
8 ... Jermaine Mobley	10.36 (11)	2003
9 ... Chris Watson	10.28 (18)	1996
10 ... Frank Cutolo	10.21 (29)	2000

MISC. SEASON RECORDS

BEST PUNTING AVERAGE:

Kevin Cook	44.6	2007
------------	------	------

FIELD GOAL PCT. (MIN. 10 MADE):

Cameron Berra	
... .923 (12-13)	2012

MOST BLOCKED KICKS:

Scott Johnson	6	1988
---------------	---	------

MOST FUMBLE RECOVERIES:

Tyrone Covington	6	1984
Ortega Jackson	6	1982

PASS RECEP. BY A RUNNING BACK:

DuWayne Pitts	65	1985
---------------	----	------

MOST RUSHING YARDS BY QB:

Jalen Whitlow	792	2014
---------------	-----	------

CONSECUTIVE 100-YD REC. GAMES

Erik Lora	7	2012
-----------	---	------

CONSECUTIVE 100-YD RUSH GAMES

Poke Cobb	11	1979
-----------	----	------

CONSECUTIVE PASSES WITHOUT AN INT:

Johnathan Brantley	230	2018
... -- also stands as OVC record		



Tim Lance (1987-90), finished third in voting for the 1990 Walter Payton Award as a defensive back

INDIVIDUAL CAREER RECORDS

TOTAL OFFENSE

1 ... Jimmy Garoppolo (2010-13)	13,089
2 ... Sean Payton (1983-86)	10,298
3 ... Tony Romo (1999-02)	8,059
4 ... Jeff Thorne (1990-93)	6,317
5 ... Jeff Christensen (1980-82)	6,185
6 ... Pierce Holley (2023-24)	5,584
7 ... Jalen Whitlow (2014-15)	5,288
8 ... Poke Cobb (1976-79)	5,161
9 ... Anthony Buich (1998-99)	4,523
10 ... Eric Arnold (1987-89)	4,431

RUSHING YARDAGE

1 ... Poke Cobb (1976-79)	5,042
2 ... Vincent Webb (2003-06)	4,233
3 ... Willie High (1992-95)	4,231
4 ... J.R. Taylor (1999-02)	3,705
5 ... Jamie Jones (1988-91)	3,466
6 ... Kevin Staple (1980-83)	3,296
7 ... Jabarey McDavid (1996-00)	2,837
8 ... Shepard Little (2013-15)	2,783
9 ... DuWayne Pitts (1984-87)	2,690
10 ... Justin Lynch (1995-98)	2,658

RUSHING ATTEMPTS

1 ... Poke Cobb (1976-79)	930
2 ... Willie High (1992-95)	913
3 ... Vincent Webb (2003-06)	869
4 ... Jamie Jones (1988-91)	727
5 ... Kevin Staple (1980-83)	724
6 ... DuWayne Pitts (1984-87)	659
7 ... J.R. Taylor (1999-2000)	635
8 ... Mark Stettner (1974-77)	604
9 ... Jabarey McDavid (1996-00)	574
10 ... Justin Lynch (1995-98)	568

YARDS PER RUSH (min. 160 att.)

1 ... Shepard Little (2013-15)	6.41
2 ... J.R. Taylor (1999-02)	5.83
3 ... Isaiah Johnson (2017-18)	5.65
4 ... Poke Cobb (1976-79)	5.42
5 ... Andre Raymond (2000-03)	5.29
6 ... Tavorus Bess (2004-08)	5.23
7 ... Chris Hicks (1992-95)	5.15
8 ... Darshon McCullough (2016-19)	5.05
9 ... Ademola Adeniji (2003-07)	4.99
10 ... Devin Church (2015-16)	5.97

RUSHING YARDS GAME (min. 18 games)

1 ... Poke Cobb (1976-79)	157.6
2 ... Willie High (1992-95)	111.3
3 ... Vincent Webb (2003-06)	88.2
4 ... J.R. Taylor (1999-02)	84.2
5 ... Nate Anderson (1971-73)	81.1
6 ... Shepard Little (2013-15)	79.5
7 ... Jamie Jones (1988-91)	78.8
8 ... Devin Church (2015-16)	78.7
9 ... Kevin Staple (1980-83)	78.5
10 ... Jabarey McDavid (1996-00)	74.7

PASSING YARDAGE

1 ... Jimmy Garoppolo (2010-13)	13,156
2 ... Sean Payton (1983-86)	10,655
3 ... Tony Romo (1999-02)	8,212
4 ... Jeff Thorne (1990-93)	6,578
5 ... Jeff Christensen (1980-82)	6,282
6 ... Pierce Holley (2023-24)	5,866
7 ... Eric Arnold (1987-89)	4,722
8 ... Anthony Buich (1998-99)	4,493
9 ... Jalen Whitlow (2014-15)	3,984
10 ... Mike Simpson (1996-97)	3,901

PASSING ATTEMPTS

1 ... Jimmy Garoppolo (2010-13)	1,668
2 ... Sean Payton (1983-86)	1,408
3 ... Jeff Thorne (1990-93)	967
4 ... Tony Romo (1999-2002)	941
5 ... Jeff Christensen (1980-82)	925
6 ... Pierce Holley (2023-24)	802
7 ... Eric Arnold (1987-89)	663
8 ... Harry Woodbery (2018-20)	654
9 ... Jalen Whitlow (2014-15)	624
10 ... Anthony Buich (1998-99)	596

PASSES COMPLETED

1 ... Jimmy Garoppolo (2010-13)	1,047
2 ... Sean Payton (1983-86)	756
3 ... Tony Romo (1999-02)	584
4 ... Jeff Thorne (1990-93)	536
5 ... Pierce Holley (2023-24)	489
6 ... Jeff Christensen (1980-82)	469
7 ... Eric Arnold (1987-89)	395
8 ... Ron Gustafson (1969-71)	389
9 ... Anthony Buich (1998-99)	363
10 ... Jalen Whitlow (2014-15)	356
... Bodie Reeder (2007-09)	356

PASSES HAD INTERCEPTED

1 ... Sean Payton (1983-86)	55
2 ... Jimmy Garoppolo (2010-13)	51
3 ... Jeff Christensen (1980-82)	46
4 ... Roger Haberer (1962-65)	41
5 ... Jeff Thorne (1990-93)	39
6 ... Tony Romo (1999-02)	36
... Ron Gustafson (1969-71)	36
8 ... Steve Turk (1978-79)	34
9 ... Eric Arnold (1987-89)	33
10 ... Joe Davis (1966-68)	24

PASS COMPLETION PCT. (min 150 att.)

1 ... Mike Simpson (1996-97)	67.1
2 ... Bodie Reeder (2007-09)	63.6
3 ... Jimmy Garoppolo (2010-13)	62.8
4 ... Tony Romo (1999-02)	62.1
5 ... Johnathan Brantley (2018-19)	61.4
6 ... Matt Schabert (2004)	61.1
7 ... Pierce Holley (2023-24)	61.0
8 ... Anthony Buich (1998-99)	60.9
9 ... Andrew Harris (2003-04)	60.2
10 ... Jake Christensen (2009)	58.3

PASS EFFICIENCY (min. 150 att.)

1 ... Tony Romo (1999-02)	157.5
2 ... Mike Simpson (1996-97)	148.9
3 ... Jimmy Garoppolo (2010-13)	146.3
4 ... Jake Christensen (2009)	133.6
5 ... Anthony Buich (1998-99)	133.5
6 ... Pierce Holley (2023-24)	132.2
7 ... Bodie Reeder (2007-09)	129.0
8 ... Matt Schabert (2004)	128.7
9 ... Pete Mauch (1992-95)	127.0
... Sean Payton (1983-86)	127.0

RECEIVING (CATCHES)

1 ... Erik Lora (2009-13)	332
2 ... Adam Drake (2011-14)	202
3 ... Roy Banks (1983-86)	184
4 ... Willie White (1970-73)	164
5 ... Calvin Pierce (1983-86)	163
6 ... Jerry Wright (1981-84)	150
7 ... DuWayne Pitts (1984-87)	148
8 ... Chris Wright (2009-12)	137
9 ... Aaron Gooch (2015-18)	134
10 ... Alexander Hollins (2017-18)	127

RECEIVING (YARDS)

1 ... Erik Lora (2009-13)	4,006
2 ... Roy Banks (1983-86)	3,177
3 ... Adam Drake (2011-14)	2,979
4 ... Calvin Pierce (1983-86)	2,629
5 ... Jerry Wright (1981-84)	2,522
6 ... Chris Wright (2009-12)	2,443
7 ... Willie White (1970-73)	2,197
8 ... Frank Cutolo (1998-2001)	2,182
9 ... Ryan Voss (2003-06)	1,925
10 ... Scott McGhee (1977-80)	1,920

RECEPTIONS PER GAME (min. 18 games)

1 ... Erik Lora (2009-13)	7.06
2 ... Alexander Hollins (2017-18)	5.77
3 ... Willie White (1970-73)	5.09
4 ... James Warring (1977-79)	4.95
5 ... Roy Banks (1983-86)	4.84
6 ... Jerry Wright (1981-84)	4.55
7 ... Nick Eller (2002-03)	4.52
8 ... Micah Rucker (2006-07)	4.33
9 ... Calvin Pierce (1983-86)	4.18
10 ... Adam Drake (2011-14)	4.12

YARDS PER CATCH (min. 80 rec.)

1 ... Frank Cutolo (1998-01)	18.34
2 ... Chirs Wright (2009-12)	17.83
3 ... Scott McGhee (1977-80)	17.61
4 ... Roy Banks (1983-86)	17.27
5 ... Jerry Wright (1981-84)	16.81
6 ... Micah Rucker (2006-07)	16.76
7 ... Ralph Stewart (1987-89)	16.39
8 ... Calvin Pierce (1983-86)	16.13
9 ... Ryan Voss (2003-06)	15.28
10 ... Adam Drake (2011-14)	14.74

INDIVIDUAL CAREER RECORDS

ALL-PURPOSE YARDS

1 ... Poke Cobb (1976-79)	6,077
2 ... Andre Raymond (2000-03)	5,688
3 ... Jamie Jones (1988-91)	5,583
4 ... Vincent Webb (2003-06)	4,750
5 ... Kevin Staple (1980-83)	4,651
6 ... Erik Lora (2009-13)	4,554
7 ... J.R. Taylor (1999-2000)	4,487
8 ... Willie High (1992-95)	4,379
9 ... DuWayne Pitts (1984-87)	3,949
10 ... Frank Cutolo (1998-01)	3,872

TOUCHDOWNS OVERALL

1 ... J.R. Taylor (1999-02)	51
2 ... Poke Cobb (1976-79)	49
3 ... Vincent Webb (2003-06)	43
4 ... Roy Banks (1983-86)	38
5 ... Willie High (1991-95)	37
6 ... Erik Lora (2009-13)	36
7 ... Chris Wright (2009-12)	32
8 ... Shepard Little (2013-15)	28
... Andre Raymond (2000-03)	28
10 ... Justin Lynch (1995-98)	27
... Scott McGhee (1977-80)	27

TOUCHDOWNS RUSHING

1 ... J.R. Taylor (1999-02)	51
2 ... Poke Cobb (1976-79)	49
3 ... Vincent Webb (2003-06)	43
4 ... Willie High (1991-95)	37
5 ... Justin Lynch (1995-98)	27
6 ... Shepard Little (2013-15)	24
... Taylor Duncan (2011-14)	24
8 ... Jake Walker (2010-12)	22
... Kevin Staple (1980-83)	22
10 ... Mark Stettner (1974-77)	20
... Nate Anderson (1971-73)	20
... Dennis Bundy (1966-68)	20

TOUCHDOWN RECEPTIONS

1 ... Roy Banks (1983-86)	38
2 ... Erik Lora (2009-13)	35
3 ... Chris Wright (2009-12)	32
4 ... Scott McGhee (1977-80)	27
5 ... Adam Drake (2011-14)	26
6 ... Will Bumphus (1999-2002)	25
7 ... Alexander Hollins (2017-18)	23
8 ... James Warring (1977-79)	22
... Micah Rucker (2006-07)	22
10 ... Jerry Wright (1981-84)	21
... Willie White (1970-73)	21

TOUCHDOWN PASSES

1 ... Jimmy Garoppolo (2010-13)	118
2 ... Tony Romo (1999-02)	85
3 ... Sean Payton (1983-86)	75
4 ... Jeff Christensen (1980-82)	51
5 ... Jeff Thorne (1990-93)	44
6 ... Pierce Holley (2023-24)	36
... Steve Turk (1978-79)	36
8 ... Mike Simpson (1996-97)	32
9 ... Ron Gustafson (1969-71)	30
10 ... Anthony Buich (1998-99)	27

TOTAL POINTS SCORED

1 ... J.R. Taylor (1999-02)	310
2 ... Poke Cobb (1976-79)	296
3 ... Nick Bruno (2014-18)	280
4 ... Cameron Berra (2010-13)	274
5 ... Steve Largent (1992-95)	260
6 ... Vincent Webb (2003-06)	258
7 ... Roy Banks (1983-86)	230
8 ... Erik Lora (2009-13)	222
... Willie High (1992-95)	222
10 ... Chad Lerner (1996-99)	211

TD's RESPONSIBLE FOR

1 ... Jimmy Garoppolo (2010-13)	127
2 ... Sean Payton (1983-86)	91
3 ... Tony Romo (1999-02)	87
4 ... Jeff Christensen (1980-82)	55
5 ... J.R. Taylor (1999-02)	52
6 ... Poke Cobb (1976-79)	51
7 ... Jeff Thorne (1990-93)	44
8 ... Vincent Webb (2003-06)	43
9 ... Pierce Holley (2023-24)	41
10 ... Erik Lora (2009-13)	38
... Roy Banks (1983-86)	38
... Steve Turk (1978-79)	38

FIELD GOALS MADE

1 ... Steve Largent (1992-95)	46
2 ... Nick Bruno (2014-18)	43
3 ... Cameron Berra (2010-13)	34
4 ... Stone Galloway (2019-23)	28
5 ... Rich Ehmke (1986-87)	27
6 ... Tyler Wilke (2005-08)	26
... Chad Lerner (1996-99)	26
8 ... Jeff Sanders (1974-77)	22
9 ... Zach Yates (2005-08)	21
10 ... Steve Kuehn (2002-05)	18

POINT AFTER ATTEMPTS MADE:

1 ... Cameron Berra (2010-13)	172
2 ... Nick Bruno (2014-18)	151
3 ... Chad Lerner (1996-99)	133
4 ... Steve Largent (1992-95)	122
5 ... Bill Bessenhofer (1998-01)	92
6 ... Steve Kuehn (2002-06)	86
7 ... Dan DiMartino (1978-79)	78
8 ... Tyler Wilke (2005-08)	69
... Zach Yates (2005-07)	69
10 ... Rick Ehmke (1986-87)	59



Poke Cobb (1976-79), the greatest running back in Eastern Illinois Panther history, with 5,042 yards.



Tim Carver (1992-95), holds the Eastern Illinois record for single game tackles, single season tackles and career tackles.

INDIVIDUAL CAREER RECORDS

SOLO TACKLES

1 ... Tim Carver (1992-95).....	320
2 ... Nick Ricks (2000-03)	298
3 ... Tim Lance (1987-90).....	232
4 ... Jeff Mills (1985-89)	211
5 ... Fred Miller (2000-03)	204
6 ... Randy Melvin (1977-80)	201
7 ... Ira Jefferson (1978-81)	180
8 ... James Dorsey (1992-95)	176
9 ... Bill Mines (1979-82).....	169
10 ... John Noll (1987-90).....	168

TOTAL TACKLES

1 ... Tim Carver (1992-95).....	565
2 ... Nick Ricks (2000-03)	478
3 ... Jeff Mills (1985-89)	426
4 ... Tim Lance (1987-90).....	403
5 ... Bill Mines (1979-82).....	367
6 ... Fred Miller (2000-03)	344
... Tyrone Covington (1981-84).....	344
8 ... Cory Leman (2008-11).....	325
9 ... Donald Thomas (2004-07).....	321
10 ... Ira Jefferson (1978-81)	317

TACKLES FOR LOSS

1 ... Dino Fanti (2012-15).....	55
2 ... Pete Catan (1976-80)	45
3 ... Nick Ricks (2000-03)	43
4 ... Pierre Walters (2005-08).....	42.5
5 ... John Jurkovic (1985-89)	41
6 ... Artavious Dowdell (2009-12).....	37.5
7 ... Dytarious Johnson (2017-20).....	36.5
8 ... Kory Lothe (2002-05).....	36
9 ... Fred Miller (2000-03)	33
10 ... Kamu Grugier-Hill (2012-15).....	32
... Mike Carlin (1997-2000)	32

QUARTERBACK SACKS

1 ... Pete Catan (1976-80)	47
2 ... Ira Jefferson (1978-81)	31
3 ... John Jurkovic (1985-89)	27
4 ... Kory Lothe (2002-05).....	24
... Mike Carlin (1997-2000)	24
... Keith Wojnowski (1979-82).....	24
7 ... Artavious Dowdell (2009-12)	20
8 ... Tom Moskal (1982-85)	19
9 ... Joe Remke (1988-91)	17
10 ... Chris Nicholson (1982-83).....	16.5
11 ... Pierre Walters (2005-08)	15.5

PASSES INTERCEPTED

1 ... Rich Brown (1977-80).....	17
2 ... Jourdan Wickliffe (2012-15).....	14
... Rodney Reynolds (1986-89).....	14
4 ... Mike Grier (1970-71).....	13
5 ... Kim Wells (1975-78)	12
... Scott Johnson (1985-88)	12
... Robert Williams (1980-83).....	12
... Wilbert James (1978-81).....	12
9 ... C.J. Whaley (1967-69).....	11
... Tim Mash (1964-66).....	11

PASSES BREAK-UPS

1 ... Kourtney Young (1998-01).....	33
2 ... Ben Brown (2003-06).....	31
... Chris Brown (1993-96).....	31
4 ... Rashad Haynes (2007-10).....	30
5 ... Mark Williams (2017-20).....	26
... Nick Beard (2010-13).....	26
7 ... Terrance Sanders (2002-06).....	23
... James Dorsey (1992-95)	23
... Ray McElroy (1991-94).....	23
10 ... Russell Dandy (2021-23).....	21
... Antonie Johnson (2014-15)	21
... Jeff Mills (1985-89)	21

KICK OFF RETURN YARDS

1 ... Andre Raymond (2000-03).....	1,968
2 ... Quinten Ponius (2005-08).....	1,815
3 ... Chris Watson (1995-98).....	1,477
4 ... Lorence Ricks (2008-11).....	1,408
5 ... Daryl Holcombe (1986-89).....	1,379
6 ... Jamie Jones (1988-91).....	1,235
7 ... Trey Pendergrass (2012-15).....	1,095
8 ... Tavares Crawford (2010-12).....	1,088
9 ... Ray McElroy (1991-94).....	1,055
10 ... Frank Cutolo (1998-01).....	808

KICKOFF RETURN AVG. (min. 20 att.)

1 ... Daryl Holcombe (1986-89).....	28.14
2 ... Lorence Ricks (2008-11).....	26.07
3 ... Chris Watson (1995-98).....	25.47
4 ... Marcus Potts (1977-78)	25.29
5 ... Andre Raymond (2000-03).....	25.23
6 ... Tavares Crawford (2010-12).....	23.15
7 ... Ray McElroy (1991-94).....	22.93
8 ... Obadiah Cooper (1992-93).....	22.91
9 ... Tristan Burge (2003-06).....	22.68
10 ... Quinten Ponius (2005-08).....	22.13

PUNT RETURN YARDS

1 ... Frank Cutolo (1998-01).....	795
2 ... Pete Mauch (1992-95)	468
3 ... Charlie Person (1980-83)	372
4 ... Shepard Little (2013-15).....	370
5 ... Mark Campana (1976-79).....	340
6 ... Gary Hunter (1970-72).....	331
7 ... Terrence Hickman (1989-92).....	302
8 ... Scott McGhee (1977-80)	294
9 ... Aaron Gooch (2015-18).....	284
10 ... Charles Owens (2003-06).....	263

PUNT RETURN AVG. (min. 25 att.)

1 ... Shepard Little (2013-15).....	14.8
2 ... Gary Hunter (1970-72).....	10.68
3 ... Frank Cutolo (1998-01).....	10.06
4 ... Pete Mauch (1998-91).....	9.18
5 ... Charles Owens (2003-06).....	8.48
6 ... Scott McGhee (1977-80)	8.4
7 ... Gary Bridges (1982-83)	8.31
8 ... Terrence Hickman (1989-92).....	7.95
9 ... Aaron Gooch (2015-18).....	6.45
... Greg Rhea (1985-86).....	6.45

MISC. CAREER RECORDS

Career 100-Yard Receiving Games

1 ... Erik Lora	18
2 ... Roy Banks	14
3 ... Adam Drake	13
4 ... Jerry Wright	11
5 ... Calvin Pierce	10
6 ... Alexander Hollins	9
7 ... Chris Wright.....	6
... Micah Rucker	6
... James Warring	6

Career 300-Yard Passing Games

1 ... Sean Payton	22
2 ... Jimmy Garoppolo	21
3 ... Tony Romo	9
4 ... Pierce Holley	8
4 ... Jeff Christensen	7
5 ... Anthony Buich	5

Career 100-Yard Rushing Game

1 ... Poke Cobb.....	27
2 ... Willie High	21
3 ... Vincent Webb	20
4 ... J.R. Taylor	18
5 ... Jamie Jones	17

MOST CONSECUTIVE PATS:

Steve Largent (1992-94).....	73
------------------------------	----

FIELD GOAL PCT. (MIN. 15 MADE):

Zach Yates (2005-08)	72.4 (21-of-29)
----------------------------	-----------------

CONSECUTIVE FIELD GOALS MADE:

Stone Galloway (2021-22).....	14
-------------------------------	----

BEST PUNTING AVERAGE:

Kevin Cook (2007-10).....	42.3
---------------------------	------

MOST FUMBLE RECOVERIES:

Randy Melvin (1977-80)	9
------------------------------	---

MOST PUNT RETURN TOUCHDOWNS:

Frank Cutolo (1998-01)	4
------------------------------	---

MOST PUNT RETURNS:

Mark Campana (1976-79)	85
------------------------------	----

MOST KICK OFF RETURNS:

Quinten Ponius (2005-08)	82
--------------------------------	----

PASS RECEP. BY A RUNNING BACK:

DuWayne Pitts (1984-87)	148
-------------------------------	-----

CAREER PASSING PERCENTAGE:

Mike Simpson (1996-97).....	67.1 (331-for-493)
-----------------------------	--------------------

1,000 YARD RUSHERS... SEASON



NATE ANDERSON

1972..... 1,255 yards
1973..... 1,261 yards



POKE COBB

1976..... 1,152 yards
1978..... 1,330 yards
1979..... 1,609 yards



KEVIN STAPLE

1982..... 1,012 yards
1983..... 1,008 yards



JAMIE JONES

1990..... 1,055 yards
1991..... 1,403 yards



WILLIE HIGH

1993..... 1,487 yards
1994..... 1,154 yards
1995..... 1,450 yards



J.R. TAYLOR

2001..... 1,177 yards
2002..... 1,522 yards



VINCENT WEBB

2004..... 1,106 yards
2005..... 1,129 yards
2006..... 1,405 yards



ADEMOLA ADENIJI

2007..... 1,254 yards



TRAVORUS BESS

2008..... 1,086 yards



JAKE WALKER

2012..... 1,133 yards



SHEPARD LITTLE

2013..... 1,551 yards



DEVIN CHURCH

2016..... 1,066 yards

1,000 YARD RUSHERS... CAREER

... RUSHER.....	GM	ATT	YARDS
1 ... Poke Cobb (1976-79).....	32	930	5,042
2 ... Vincent Webb (2003-06).....	48	869	4,233
3 ... Willie High (1992-95)	38	913	4,231
4 ... J.R. Taylor (1999-02)	44	635	3,705
5 ... Jamie Jones (1988-91)	44	727	3,466
6 ... Kevin Staple (1980-83)	42	724	3,296
7 ... Jabarey McDavid (1996-00).....	38	574	2,837
8 ... Shepard Little (2013-pres.)	35	434	2,783
9 ... DuWayne Pitts (1984-87).....	42	659	2,690
10 ... Justin Lynch (1995-98)	44	568	2,658
11 ... Mark Stettner (1974-77).....	40	604	2,638
12 ... Nate Anderson (1971-73).....	22	558	2,516
13 ... Andre Raymond (2000-03)	43	439	2,323
14 ... Ademola Adeniji (2003-07).....	44	456	2,274
15 ... Travorus Bess (2004-08)	39	389	2,033
16 ... Taylor Duncan (2011-14).....	40	452	2,002
17 ... Jake Walker (2010-12).....	32	436	1,893
18 ... MJ Flowers (2022-24).....	27	402	1,837
19 ... Devin Church (2015-16).....	23	364	1,809
20 ... James Marable (1985-88).....	39	389	1,632
21 ... Ken Werner (1969-71)	27	428	1,526
22 ... Edson Castillo (1989-92)	39	327	1,457
23 ... Dennis Bundy (1966-68).....	25	417	1,410
24 ... Isaiah Johnson (2017-18).....	22	246	1,391
25 ... Bill Korosec (1991-94)	34	317	1,366
26 ... Chris Hicks (1992-95)	43	257	1,323
27 ... Jalen Whitlow (2014-15) - QB.....	23	272	1,304
28 ... Wayne Brown (1998-00).....	32	248	1,202
29 ... Jaelin Benefield (2019-22).....	31	301	1,198
30 ... Mon Williams (2009-10).....	21	253	1,079
31 ... Ibrahim Bawa (1994-97)	33	248	1,020



All-American tailback **Nate Anderson** (1970-73) was the first EIU player to rush for 1,000 yards in a season.

RECORD BOOK

3,000 YARD PASSERS... SEASON



SEAN PAYTON

1984..... 3,843 yards
1985..... 3,146 yards
1986..... 3,456 yards



TONY ROMO

2002..... 3,165 yards



JIMMY GAROPPOLO

2012..... 3,823 yards
2013..... 5,050 yards

3,000 YARD PASSERS... CAREER

... PASSER.....	GM.....	CMP-ATT ...	YARDS
1 ... Jimmy Garoppolo (2010-13)	45	1047-1668.....	13,156
2 ... Sean Payton (1983-86).....	37	756-1408.....	10,655
3 ... Tony Romo (1999-02)	36	584-941.....	8,212
4 ... Jeff Thorne (1990-93)	38	536-967.....	6,578
5 ... Jeff Christensen (1980-82)	33	469-925.....	6,282
6 ... Pierce Holley (2023-24)	23	489-802.....	5,866
7 ... Eric Arnold (1987-89).....	25	395-740.....	4,722
8 ... Anthony Buich (1998-99)	21	363-596.....	4,493
9 ... Jalen Whitlow (2014-15)	23	356-624.....	3,984
10 ... Mike Simpson (1996-97).....	22	331-493.....	3,901
11 ... Ron Gustafson (1969-71)	28	299-662.....	3,820
12 ... Bodie Reeder (2007-09)	30	356-560.....	3,741
13 ... Steve Turk (1978-79)	22	268-537.....	3,711
14 ... Roger Haberer (1962-65).....	33	354-733.....	3,647
15 ... Harry Woodbery (2018-20)	27	343-654.....	3,637
16 ... Pete Mauch (1992-95)	44	220-437.....	3,356



PIERCE HOLLEY

2024..... 3,125 yards



Roger Haberer (1962-65) was the first Eastern Illinois quarterback to throw for 3,000 yards in a career...

1,000 YARD RECEIVERS... SEASON



JERRY WRIGHT

1984..... 1,029 yards



ROY BANKS

1984..... 1,269 yards
1986..... 1,014 yards



CALVIN PIERCE

1986..... 1,200 yards



ERIK LORA

2012..... 1,664 yards
2013..... 1,544 yards



ADAM DRAKE

2013..... 1,305 yards
2014..... 1,321 yards



ALEXANDER HOLLINS

2018..... 1,102 yards

1,000 YARD RECEIVERS... CAREER

RECEIVER	GM	REC	YARDS
1 ... Erik Lora (2009-13)	47	332	4,006
2 ... Roy Banks (1983-86)	38	184	3,177
3 ... Adam Drake (2011-14)	49	202	2,979
4 ... Calvin Pierce (1983-86)	39	163	2,629
5 ... Jerry Wright (1981-84)	33	150	2,522
6 ... Chris Wright (2009-12)	45	137	2,443
7 ... Willie White (1970-73)	40	164	2,197
8 ... Frank Cutolo (1998-01)	43	119	2,182
9 ... Ryan Voss (2003-06)	45	126	1,925
10 ... Scott McGhee (1977-80)	33	109	1,920
11 ... Alexander Hollins (2017-18)	22	127	1,796
12 ... Rob Mehalic (1978-81)	43	126	1,766
13 ... Micah Rucker (2006-07)	24	104	1,743
14 ... Mike Rummell (1989-92)	39	115	1,700
15 ... James Warring (1977-79)	22	109	1,555
16 ... Ralph Stewart (1987-89)	29	89	1,459
17 ... Mark O'Donnell (1970-71)	20	104	1,375
18 ... Will Bumphus (1999-02)	36	58	1,357
19 ... Cooper Willman (2020-present)	43	100	1,335
20 ... Jason Cook (1988-91)	34	67	1,313
21 ... Aaron Gooch (2015-18)	43	134	1,309
22 ... Andre Raymond (2000-03)	43	116	1,266
23 ... Paul Massat (1997-00)	41	114	1,217
24 ... Nick Eller (2002-03)	23	104	1,160
25 ... Kenny Whitaker (2009-11)	30	113	1,149
26 ... Isaiah Hill (2019-22)	15	101	1,139
27 ... Keiondre Gober (2012-14)	26	60	1,133
28 ... Greg Jensik (1993-94)	22	67	1,130
29 ... Roger Holoman (1981-83)	32	71	1,115
30 ... DuWayne Pitts (1984-87)	42	147	1,095
31 ... Lorence Ricks (2008-11)	37	69	1,042
32 ... Jeff LePak (2013-14)	26	81	1,040
33 ... Tad Heminger (1962-65)	33	99	1,031
34 ... Ray Schaljo (1962-65)	33	105	1,024
35 ... James Sheehan (2016-19)	41	95	1,013



Willie White (1970-73) ranked second in the NCAA College Division in receiving yards in 1971.

RECORD BOOK

300 TACKLES... CAREER



TIM CARVER

1992-95565 tackles



NICK RICKS

2000-03478 tackles



JEFF MILLS

1985-89426 tackles



TIM LANCE

1987-90403 tackles



BILL MINES

1979-82367 tackles



FRED MILLER

2000-03344 tackles



TYRONE COVINGTON

1981-84344 tackles



CORY LEMAN

2008-11325 tackles



DONALD THOMAS

2004-07321 tackles



IRA JEFFERSON

1978-81317 tackles



TRISTAN BURGE

2003-06316 tackles



RANDY MELVIN

1978-80314 tackles



JOHN JURKOVIC

1985-89311 tackles



JOHN NOLL

1987-90307 tackles



JAMES DORSEY

1992-95300 tackles

100 TACKLES... SEASON

... PLAYER..... YEAR..TACKLES

1 ... Tim Carver	1994	179
2 ... Tyrone Covington	1984	172
3 ... Tim Lance	1990	152
4 ... Thomas Williams.....	1997	150
5 ... Nick Ricks	2002	149
6 ... Jeff Mills	1988	144
7 ... Tim Carver	1995	138
... Tim Carver	1993	138
9 ... John Noll	1990	129
10 ... Bill Mines.....	1982	128
11 ... Donald Thomas.....	2006	127
... Jeff Mills	1986	127
13 ... Nick Ricks	2001	125
14 ... Clint Sellers.....	2005	121
15 ... John Williams.....	1999	120
... Tim Lance	1989	120
17 ... Randy Melvin	1979	119
18 ... Tristan Burge	2006	118
... Tom Seward	1978	118
20 ... Fred Miller	2001	117
21 ... Lucius Seymour	2005	115
... Jamarr Day	2004	115
23 ... Nick Nasti.....	2010	114
... Randy Melvin	1980	114
25 ... Jason Johnson.....	2021	112
26 ... Nick Ricks	2003	111
... Jeff Mills	1989	111
28 ... Tim Carver	1992	110
29 ... Seth McDonald	2015	109
30 ... Dan Dee.....	1992	108
31 ... Ira Jefferson	1980	107
... Alonzo Lee	1978	107
33 ... Cory Leman	2011	106
34 ... Shavez Hawkins	1982	102
... Aaron Thomas	1986	102
... Bill Mines.....	1979	102
37 ... Robert Haynes.....	2012	101
... Robert Williams.....	1982	101
39 ... Anthony Shockey	2024	100
... John Jurkovic.....	1988	100

50-YARD FIELD GOALS

- 58 – Rich Ehmke (Oct. 11, 1986 vs. Northern Iowa)
- 56 - Stone Galloway (Sept. 23, 2023 vs. McNeese State)
- 53 – Steve Largent (Oct. 24, 1992 at Missouri State)
- 52 – Steve Largent (Oct. 2, 1993 at Indiana State)
- 50 – Evan Araposthathis (Sept. 28, 1985 at Southern Illinois)
- 50 – Steve Berryman (Nov. 3, 1984 vs. Northern Iowa)
- 50 – Jeff Sanders (Oct. 23, 1976 vs. Central State – Ohio)
- 50 – Jeff Sanders (Nov. 2, 1974 at Youngstown State)

70-YARD PUNTS

- 86 – Kevin Cook (Oct. 2, 2010 vs. Southeast Missouri)
- 79 – Tom Schofield (Nov. 22, 2003 vs. Samford)
- 79 – Steve Largent (Sept. 10, 1994 at UTEP)
- 78 – Don Manzke (Nov. 8, 1980 vs. Northern Iowa)
- 76 - Jacob Horvath (Sept. 7, 2024 vs. Indiana State)
- 75 – Kevin Cook (Sept. 18, 2010 at UT Martin)
- 74 - Cody Edwards (Sept. 16, 2017 vs. Illinois State)
- 73 – Tyler Wilke (Nov. 17, 2007 vs. Samford)
- 73 – Evan Araposthathis (Sept. 28, 1985 at Southern Illinois)
- 72 - Logan Neidhardt (Sept. 11, 2021 at Dayton)
- 72 – Henry Castellanos (Oct. 14, 1983 vs. Northern Iowa)

KICKOFF RETURNS TD (ALL)

- 100 – Chris Watson (Oct. 7, 1995 at Northern Iowa)
- 100 – Marcus Potts (Nov. 5, 1977 at Youngstown State)
- 98 – Frank Cutolo (Oct. 16, 1998 at Murray State)
- 97 – Quentin Ponius (Nov. 10, 2007 at Jacksonville State)
- 96 -- Mat Reyna (Sept. 15, 2018 vs. Indiana State)
- 95 – Andre Raymond (Sept. 21, 2002 vs. Indiana State)
- 94 - Tray Mitchell (Oct. 31, 2015 at Murray State)
- 90 – Mark Campana (Dec. 2, 1978 vs. Youngstown State) *
- 88 – James Marable (Sept. 6, 1986 vs. Truman State)
- 87 – Lorence Ricks (Oct. 24, 2009 at Jacksonville State)
- 85 – Daryl Holcombe (Sept. 12, 1987 at Truman State)
- 84 – Obadiah Cooper (Oct. 3, 1992 vs. Southern Illinois)
- 83 – Tavares Crawford (Oct. 1, 2011 at Southeast Missouri)
- 80 – Kevin Staple (Sept. 13, 1980 at Southern Illinois)

PUNT RETURN TD (OVER 50 YARDS)

- 80 -- Erik Lora (Nov. 2, 2013 vs. Tennessee Tech)
 - 80 – Jermaine Mobley (Oct. 30, 2004 vs. Tennessee State)
 - 80 – Frank Cutolo (Oct. 2, 1999 at Central Florida)
 - 77 – Frank Cutolo (Nov. 1, 2001 at UT Martin)
 - 75 -- Shepard Little (Nov. 2, 2013 vs. Tennessee Tech)
 - 72 – Mark Campana (Nov. 25, 1978 at UC Davis) *
 - 71 – Chris Watson (Sept. 14, 1996 vs. Indiana State)
 - 60 -- Shepard Little (Aug. 31, 2013 at San Diego State)
 - 59 – Frank Cutolo (Sept. 9, 2000 vs. Kentucky Wesleyan) #
- # Cutolo had two in game (also 38 yard return for TD)

INT RETURN TD (OVER 50 YARDS)

- 98 – Roosevelt Williams (Oct. 27, 2001 vs. Tennessee State)
- 87 – Terrence Sanders (Nov. 25, 2006 vs. Illinois State) *
- 85 – Bill Cochran (Oct. 4, 1986 vs. Liberty)
- 83 – Ed Jackson (Nov. 23, 1996 vs. Eastern Kentucky)
- 79 – CJ James (Nov. 14, 2009 vs. UT Martin)
- 76 – Tristan Burge (Sept. 1, 2005 vs. Indiana State)
- 76 – Chris Nicholson (Sept. 3, 1983 at Illinois State)
- 73 - Mark Williams (Aug. 31, 2017 at Indiana State)
- 70 – Chris Brown (Sept. 17, 1994 vs. Lock Haven)
- 67 - NiJhay Burt (Aug. 31, 2023 at Indiana State)
- 66 – Erik Dircks (Sept. 7, 1993 at McNeese State)
- 65 – Nick Ricks (Oct. 18, 2003 at Murray State)
- 61 -- Bryce Dewberry (Oct. 20, 2018 vs. UT Martin)
- 59 – Ralph Fulton (Sept. 19, 1970 vs. Milwaukee)
- 56 – Kevin Gray (Oct. 18, 1980 at Western Illinois)
- 55 – Bob Bronaugh (Sept. 14, 1985 vs. Indiana State)
- 52 – Dan Fallon (Sept. 29, 1984 vs. Ferris State)

* Play happened in NCAA Playoff Game

FUMBLE RETURN TD (OVER 50 YARDS)

- 90 - Bryce Dewberry (Sept. 25, 2021 at Tennessee Tech)
- 70 - Anthony Goodman (Sept. 28, 2013 vs. Eastern Kentucky)
- 68 – Tristan Burge (Oct. 22, 2005 at Murray State)
- 66 – Mike Gentile (Sept. 23, 2000 at UT Martin)
- 65 - Mark Aitken (Oct. 29, 2022 vs. Tennessee Tech) - off block FG
- 62 - Nick Horne (Nov. 21, 2015 vs. Eastern Kentucky)
- 60 - Moses Alexander (Sept. 7, 2024 vs. Indiana State)
- 60 – Jake Maurer (Nov. 8, 2003 vs. Tennessee Tech)
- 51 -- Raymond Crittenden (Oct. 19, 2019 at UT Martin)
- 51 – Juan Cox (Nov. 3, 1990 vs. Western Kentucky)

PASS RECEPTIONS FOR TD (OVER 70 YARDS)

- 98 – Will Bumphus from Tony Romo (Nov. 18, 2000 vs. Eastern Kentucky)
 - 90 -- Adam Drake from Jalen Whitlow (Nov. 1, 2014 at Tennessee Tech)
 - 86 – Keiondre Gober from Jimmy Garoppolo (Sept. 14, 2013 vs. Illinois State)
 - 84 - Jaelin Benefield from Dom Shoffner (Oct. 19, 2022 at UT Martin)
 - 82 -- Adam Drake from Jimmy Garoppolo (Oct. 19, 2013 vs. Southeast Missouri)
 - 81 – Chris Wright from Jimmy Garoppolo (Nov. 6, 2010 at Tennessee State)
 - 80 - Cooper Willman from Pierce Holley (Nov. 9, 2024 at Gardner-Webb)
 - 80 -- Ben Odugbesan from Jalen Whitlow (Oct. 31, 2015 at Murray State)
 - 80 – Frank Cutolo from Tony Romo (Nov. 17, 2001 vs. Murray State)
 - 79 - Korliss Marshall from Mitch Kimble (Sept. 1, 2016 vs. Western Illinois)
 - 79 - Keiondre Gober from Jimmy Garoppolo (Nov. 2, 2013 vs. Tennessee Tech)
 - 79 – Obadiah Cooper from Jeff Thorne (Oct. 24, 1992 at Missouri State)
 - 77 – Shaun Grace from Anthony Buich (Nov. 14, 1998 at UT Martin)
 - 75 – Roy Banks from Sean Payton (Nov. 3, 1984 vs. Northern Iowa)
 - 75 – Jerry Wright from Jeff Christensen (Nov. 6, 1982 at Missouri State)
 - 74 – Chris Wright from Jimmy Garoppolo (Nov. 17, 2012 at Central Arkansas)
 - 74 – Frank Cutolo from Tony Romo (Oct. 27, 2001 vs. Tennessee State)
 - 74 – Jason Cook from Eric Arnold (Nov. 25, 1989 at Idaho) *
 - 74 – Calvin Pierce from Sean Payton (Oct. 25, 1986 at Missouri State)
 - 74 – Willie White from Joe Hume (Sept. 30, 1972 vs. Illinois-Chicago)
 - 73 -- Alexander Hollins from Johnathan Brantley (Sept. 15, 2018 vs. Indiana State)
 - 73 – Jason Cook from Lee Borkowski (Oct. 13, 1990 vs. Indiana State)
 - 73 – Roy Banks from Sean Payton (Oct. 6, 1984 vs. Illinois State)
 - 73 – Roy Banks from Sean Payton (Sept. 1, 1984 at Grand Valley State) #
 - 72 -- Alexander Hollins from Johnathan Brantley (Nov. 17, 2018 at Southeast Missouri)
 - 72 -- Alexander Hollins from Harry Woodbery (Sept. 22, 2018 vs. Tennessee State)
 - 72 – Kenny Whittaker from Jimmy Garoppolo (Sept. 10, 2011 at Northwestern)
 - 72 – Derrick Wilhelms from Sean Payton (Nov. 8, 1986 at Indiana State)
 - 71 -- Aaron Gooch from Johnathan Brantley (Sept. 22, 2018 vs. Tennessee State)
 - 71 – Frank Cutolo from Tony Romo (Dec. 1, 2001 vs. Northern Iowa) *
 - 71 – Greg Jensik from Pete Mauch (Oct. 1, 1994 at Missouri State)
 - 71 – Roy Banks from Sean Payton (Nov. 10, 1984 vs. Western Kentucky)
 - 71 – Roy Banks from Sean Payton (Sept. 1, 1984 at Grand Valley State) #
 - 70 – Ryan Voss from Andy Vincent (Sept. 25, 2004 at Eastern Michigan)
 - 70 – Ralph Stewart from Eric Arnold (Oct. 8, 1988 vs. Southern Illinois)
 - 70 – Greg Browne from Steve Hagenbruch (Sept. 8, 1973 at UW Stevens Point)
- # Banks had two 70+ yard touchdown receptions in the same game

RUSHING TD (OVER 70 YARDS)

- 96 -- Jimmy Lera (Oct. 18, 2014 at Southeast Missouri)
- 96 – Poke Cobb (Oct. 9, 1976 vs. Tennessee Tech)
- 90 – Vincent Webb (Oct. 16, 2004 vs. Murray State)
- 88 – Nate Anderson (Oct. 27, 1973 vs. St. Joseph's IND)
- 85 – Jamie Jones (Sept. 1, 1990 at Northern Illinois)
- 83 -- Malik Harrison (Oct. 24, 2015 vs. Tennessee Tech)
- 83 – Vincent Webb (Oct. 22, 2005 at Murray State)
- 80 - Jordan Smith (March 28, 2021 at Murray State)
- 80 - Shepard Little (Dec. 7, 2013 vs. Tennessee State) *
- 80 – Vincent Webb (Sept. 27, 2003 at Indiana State)
- 80 – J.R. Taylor (Sept. 8, 2000 vs. Indiana State)
- 79 – Justin Lynch (Oct. 18, 1997 vs. Middle Tennessee)
- 77 – Kevin Staple (Sept. 17, 1983 vs. Grand Valley State)
- 76 – Don Pittman (Nov. 5, 1977 at Youngstown State) --- Quarterback
- 76 – Gerald Bell (Sept. 11, 1976 at Truman State)
- 74 – Wayne Brown (Nov. 14, 1998 at UT Martin)
- 74 – Poke Cobb (Sept. 15, 1979 vs. Wayne State – Mich.)
- 73 -- Shepard Little (Sept. 14, 2013 vs. Illinois State)
- 73 – Ademola Adeniji (Oct. 6, 2007 vs. Eastern Kentucky)
- 72 - Kendi Young (Feb. 28, 2021 vs. Southeast Missouri)
- 71 – Mon Williams (Nov. 13, 2010 at Illinois State)
- 70 -- Shepard Little (Nov. 22, 2014 vs. UT Martin)

ANNUAL LEADERS

PASS RECEPTIONS

YEAR	PLAYER(S)	NO
1963.....	Tad Heiminger.....	29
1964.....	Tad Heiminger.....	46
1965.....	Lynn Strack.....	36
1966.....	Frank Farr.....	7
1967.....	Bob Jensen.....	25
1968.....	Ed Stephens.....	40
1969.....	Bob Jensen.....	24
1970.....	Mark O'Donnell.....	52
1971.....	Willie White.....	65
1972.....	Willie White.....	49
1973.....	Willie White.....	20
1974.....	Jim Young.....	18
1975.....	Art Jackson.....	11
1976.....	Art Jackson.....	12
1977.....	Mark Francis.....	8
.....	Poke Cobb.....	8
1978.....	James Warring.....	59
1979.....	James Warring.....	47
1980.....	Scott McGhee.....	44
1981.....	Rob Mehalic.....	67
1982.....	Jerry Wright.....	29
1983.....	Jerry Wright.....	44
1984.....	Jerry Wright.....	76
1985.....	DuWayne Pitts.....	65
1986.....	Calvin Pierce.....	65
1987.....	Ralph Stewart.....	38
1988.....	Ralph Stewart.....	37
1989.....	Jason Cook.....	37
1990.....	Mike Rummell.....	30
1991.....	Jamie Jones.....	29
1992.....	Mike Rummell.....	37
1993.....	Greg Jensik.....	29
.....	Bill Korosec.....	29
1994.....	Greg Jensik.....	38
1995.....	Chris Hicks.....	18
1996.....	Chris Szarka.....	35
1997.....	Donnie Davis.....	31
1998.....	Phil Taylor.....	31
1999.....	Paul Massat.....	51.....
2000.....	Frank Cutolo.....	33
2001.....	Frank Cutolo.....	41
2002.....	Andre Raymond.....	70
2003.....	Dawanzelle Hopson.....	56
2004.....	Ryan Voss.....	46
2005.....	Ryan Voss.....	37
2006.....	Micah Rucker.....	49
2007.....	Micah Rucker.....	55
2008.....	Charles Graves.....	40
2009.....	Jimmy Potempa.....	32
2010.....	Erik Lora.....	50
2011.....	Chris Wright.....	42
.....	Kenny Whittaker.....	42
2012.....	Erik Lora.....	136 *
* Set FCS Single Season Record		
2013.....	Erik Lora.....	123
2014.....	Adam Drake.....	93
2015.....	Devin Church.....	36
2016.....	Devin Church.....	41
2017.....	Alexander Hollins.....	47
2018.....	Alexander Hollins.....	80
2019.....	Isaiah Hill.....	57
2020.....	Jay Vallie.....	18
2021.....	Isaiah Hill.....	39
2022.....	Nile Hill.....	27
2023.....	Eli Mirza.....	61
2024.....	Cooper Willman.....	66

RECEIVING YARDS

YEAR	PLAYER	YDS
1963.....	Ray Schaljo.....	301
1964.....	Tad Heiminger.....	415
1965.....	Lynn Strack.....	427
1966.....	Curt Leonard.....	86
1967.....	Bob Jensen.....	255
1968.....	Ed Stephens.....	483
1969.....	Bob Jensen.....	281
1970.....	Mark O'Donnell.....	721
1971.....	Willie White.....	915
1972.....	Willie White.....	713
1973.....	Roger Drach.....	260
1974.....	Jim Young.....	234
1975.....	Mark Francis.....	120
1976.....	Doug Hiatt.....	170
1977.....	Mark Francis.....	143
1978.....	James Warring.....	980
1979.....	James Warring.....	548
1980.....	Scott McGhee.....	763
1981.....	Rob Mehalic.....	787
1982.....	Jerry Wright.....	706
1983.....	Jerry Wright.....	779
1984.....	Roy Banks.....	1269
1985.....	Calvin Pierce.....	900
1986.....	Calvin Pierce.....	1200
1987.....	Ralph Stewart.....	634
1988.....	Ralph Stewart.....	645
1989.....	Jason Cook.....	730
1990.....	Mike Rummell.....	440
1991.....	Mike Rummell.....	373
1992.....	Mike Rummell.....	633
1993.....	Greg Jensik.....	438
1994.....	Greg Jensik.....	692
1995.....	Chris Hicks.....	307
1996.....	Chris Szarka.....	475
1997.....	Anton Manuel.....	382
1998.....	Phil Taylor.....	437
1999.....	Rahsaan Smith.....	537
2000.....	Frank Cutolo.....	710
2001.....	Frank Cutolo.....	792
2002.....	Andre Raymond.....	672
2003.....	Dawanzelle Hopson.....	466
2004.....	Ryan Voss.....	784
2005.....	Ryan Voss.....	610
2006.....	Micah Rucker.....	966
2007.....	Micah Rucker.....	777
2008.....	Charles Graves.....	561
2009.....	Lorence Ricks.....	381
2010.....	Chris Wright.....	557
2011.....	Chris Wright.....	735
2012.....	Erik Lora.....	1664
2013.....	Erik Lora.....	1544
2014.....	Adam Drake.....	1321
2015.....	Isaiah Nelson.....	347
2016.....	Devin Church.....	386
2017.....	Alexander Hollins.....	696
2018.....	Alexander Hollins.....	1102
2019.....	Isaiah Hill.....	569
2020.....	DeWayne Cooks.....	241
2021.....	Isaiah Hill.....	493
2022.....	Nile Hill.....	256
2023.....	Eli Mirza.....	721
2024.....	Cooper Willman.....	955

PASSING YARDS

YEAR	PLAYER	CMP	ATT	INT	YDS	TDs
1963.....	Roger Haberer.....	64.....	124.....	5.....	644.....	4
1964.....	Roger Haberer.....	153.....	302.....	17.....	1443.....	13
1965.....	Roger Haberer.....	116.....	247.....	17.....	1266.....	5
1966.....	Joe Davis.....	36.....	96.....	6.....	338.....	8
1967.....	Joe Davis.....	70.....	162.....	10.....	631.....	4
1968.....	Joe Davis.....	76.....	167.....	8.....	931.....	5
1969.....	Terry Tuley.....	74.....	163.....	7.....	870.....	8
1970.....	Ron Gustafson.....	142.....	285.....	20.....	1851.....	15
1971.....	Ron Gustafson.....	138.....	308.....	11.....	1745.....	13
1972.....	Joe Hume.....	86.....	193.....	12.....	1214.....	9
1973.....	Steve Hagenbruch.....	31.....	75.....	9.....	528.....	4
1974.....	Kevin Hussey.....	37.....	75.....	4.....	388.....	2
1975.....	Kevin Hussey.....	31.....	59.....	3.....	282.....	0
1976.....	Andy Vogl.....	20.....	42.....	2.....	314.....	2
1977.....	Andy Vogl.....	30.....	77.....	6.....	387.....	1
1978.....	Steve Turk.....	160.....	294.....	20.....	2423.....	25
1979.....	Steve Turk.....	108.....	243.....	14.....	1288.....	11
1980.....	Jeff Christensen.....	94.....	194.....	10.....	1340.....	13
1981.....	Jeff Christensen.....	222.....	430.....	22.....	2672.....	17
1982.....	Jeff Christensen.....	153.....	301.....	14.....	2270.....	21
1983.....	John Rafferty.....	123.....	221.....	17.....	1504.....	10
1984.....	Sean Payton.....	270.....	473.....	15.....	3843.....	28
1985.....	Sean Payton.....	256.....	494.....	23.....	3146.....	22
1986.....	Sean Payton.....	222.....	423.....	15.....	3456.....	23
1987.....	Eric Arnold.....	92.....	186.....	7.....	1159.....	3
1988.....	Eric Arnold.....	109.....	208.....	12.....	1325.....	7
1989.....	Eric Arnold.....	194.....	346.....	14.....	2238.....	12
1990.....	Jeff Thorne.....	86.....	165.....	8.....	1054.....	2
1991.....	Jeff Thorne.....	151.....	246.....	6.....	1920.....	21
1992.....	Jeff Thorne.....	155.....	277.....	6.....	1944.....	10
1993.....	Jeff Thorne.....	144.....	279.....	19.....	1660.....	11
1994.....	Pete Mauch.....	98.....	182.....	7.....	1610.....	8
1995.....	Pete Mauch.....	95.....	193.....	4.....	1295.....	8
1996.....	Mike Simpson.....	163.....	247.....	7.....	1987.....	19
1997.....	Mike Simpson.....	168.....	246.....	8.....	1914.....	13
1998.....	Anthony Buich.....	147.....	240.....	5.....	1801.....	12
1999.....	Anthony Buich.....	216.....	356.....	12.....	2692.....	15
2000.....	Tony Romo.....	164.....	278.....	12.....	2583.....	27
2001.....	Tony Romo.....	138.....	207.....	6.....	2068.....	21
2002.....	Tony Romo.....	258.....	407.....	16.....	3165.....	34
2003.....	Andrew Harris.....	264.....	160.....	7.....	1456.....	8
2004.....	Matt Schabert.....	190.....	311.....	10.....	2153.....	15
2005.....	Mike Donato.....	145.....	254.....	9.....	1747.....	9
2006.....	Cole Stinson.....	122.....	224.....	11.....	1349.....	12
2007.....	Bodie Reeder.....	170.....	260.....	5.....	1726.....	10
2008.....	Bodie Reeder.....	177.....	282.....	7.....	1931.....	13
2009.....	Jake Christensen.....	175.....	300.....	11.....	2204.....	19
2010.....	Jimmy Garoppolo.....	124.....	211.....	13.....	1639.....	14
2011.....	Jimmy Garoppolo.....	217.....	349.....	14.....	2644.....	20
2012.....	Jimmy Garoppolo.....	331.....	540.....	15.....	3823.....	31
2013.....	Jimmy Garoppolo.....	375.....	568.....	9.....	5050.....	53
2014.....	Jalen Whitlow.....	185.....	294.....	7.....	2075.....	15
2015.....	Jalen Whitlow.....	171.....	330.....	14.....	1909.....	10
2016.....	Mitch Kimble.....	112.....	190.....	5.....	1414.....	13
2017.....	Bud Martin.....	63.....	118.....	8.....	793.....	6
2018.....	Johnathan Brantley.....	200.....	307.....	2.....	2016.....	14
2019.....	Harry Woodbery.....	169.....	329.....	10.....	1632.....	10
2020.....	Harry Woodbery.....	53.....	115.....	3.....	631.....	3
2021.....	Otto Kuhns.....	93.....	200.....	10.....	1134.....	6
2022.....	Jonah O'Brien.....	87.....	136.....	8.....	853.....	9
2023.....	Pierce Holley.....	240.....	394.....	7.....	2741.....	17
2024.....	Pierce Holley.....	249.....	408.....	13.....	3125.....	19

SCORING

YEAR	PLAYER(S)	TDs	PAT	FGM	PTS
1963	Jim Lynch	4			24
1964	Ray Schaljo	5			30
1965	Ken Heffley	4			24
1966	Dennis Bundy	7			42
1967	Larry Angelo	4			24
1968	Dennis Bundy	10			60
1969	Vic Wicks	3	1		20
1970	Ken Werner	6	3		42
1971	Ken Werner	8			48
1972	Nate Anderson	10			60
1973	Nate Anderson	10			60
1974	Mark Stettner	4			24
1975	Andy Vogl	2			12
1976	Poke Cobb	13	1		80
1977	Poke Cobb	6			36
1978	Poke Cobb	16			96
1979	Poke Cobb	14			84
1980	Scott McGhee	16			96
1981	Tyrone Davis	8			48
	Roger Holoman	8			48
1982	Kevin Staple	13			78
1983	Henry Castellanos		14	14	56
1984	Roy Banks	17			102
1985	Roy Banks	9	1		56
1986	James Marble	16			96
1987	Rich Ehmke		12	15	57
1988	Ralph Stewart	9			54
1989	Ray D'Alesio		23	10	53
1990	Ray D'Alesio		19	5	34
1991	Edson Castillo	10			60
1992	Bill Korosec	12			72
1993	Willie High	12			72
1994	Willie High	11			66
1995	Steve Largent		35	16	83
1996	Justin Lynch	11			66
1997	Justin Lynch	9			54
1998	Justin Lynch	10			60
1999	Chad Lerner		29	8	53
2000	Bill Besenhofer		49	9	76
2001	J.R. Taylor	20			120
2002	J.R. Taylor	18			112
2003	Vincent Webb	6			36
2004	Vincent Webb	12			72
2005	Vincent Webb	15			90
2006	Micah Rucker	13			78
2007	Ademola Adeniji	15			90
2008	Tyler Wilke		29	15	74
2009	Austin Signor		34	14	76
2010	Cameron Berra		19	8	43
2011	Chris Wright	11			66
2012	Cameron Berra		48	12	84
2013	Erik Lora	20	2		124
2014	Nick Bruno	0	44	14	86
2015	Devin Church	11			66
2016	Devin Church	13			78
2017	Alexander Hollins	7			42
2018	Alexander Hollins	16	2		98
2019	Jaelin Benefield	7			42
2020	Jay Vallie	3			18
2021	Stone Galloway	0	14	8	38
2022	Stone Galloway	0	27	11	60
2023	MJ Flowers	8	0	0	48
2024	MJ Flowers	10	0	0	60

RUSHING

YEAR	PLAYER	ATT	YDS	TDs
1963	Jim Lynch	101	309	3
1964	Lynn Strack	78	307	1
1965	Ken Heffley	142	554	4
1966	Dennis Bundy	155	542	7
1967	Larry Angelo	171	545	4
1968	Dennis Bundy	155	529	10
1969	Ken Werner	94	386	1
1970	Ken Werner	131	400	4
1971	Ken Werner	203	740	8
1972	Nate Anderson	261	1255	10
1973	Nate Anderson	296	1261	10
1974	Mark Stettner	137	484	4
1975	Mark Stettner	201	904	7
1976	Poke Cobb	192	1152	12
1977	Poke Cobb	178	951	6
1978	Poke Cobb	267	1330	16
1979	Poke Cobb	293	1609	14
1980	Kevin Staple	138	576	1
1981	Kevin Staple	137	700	3
1982	Kevin Staple	229	1012	10
1983	Kevin Staple	220	1008	8
1984	DuWayne Pitts	105	362	6
1985	DuWayne Pitts	227	968	5
1986	James Marble	154	884	4
1987	DuWayne Pitts	228	884	4
1988	James Marble	153	622	2
1989	Jamie Jones	237	887	5
1990	Jamie Jones	228	1055	5
1991	Jamie Jones	233	1403	4
1992	Bill Korosec	142	571	11
1993	Willie High	273	1487	12
1994	Willie High	297	1154	11
1995	Willie High	314	1450	12
1996	Justin Lynch	201	912	11
1997	Justin Lynch	172	930	9
1998	Justin Lynch	193	803	7
1999	Jabarey McDavid	173	755	1
2000	J.R. Taylor	129	739	7
2001	J.R. Taylor	185	1177	18
2002	J.R. Taylor	254	1522	18
2003	Vincent Webb	115	593	5
2004	Vincent Webb	228	1106	12
2005	Vincent Webb	262	1129	15
2006	Vincent Webb	264	1405	7
2007	Ademola Adeniji	248	1254	15
2008	Travorus Bess	192	1086	3
2009	Mon Williams	191	870	9
2010	Jimmy Potempa	117	491	2
2011	Jake Walker	151	580	10
2012	Jake Walker	232	1133	12
2013	Shepard Little	217	1551	15
2014	Shepard Little	124	797	3
2015	Devin Church	167	743	9
2016	Devin Church	197	1066	7
2017	Isaiah Johnson	147	683	5
2018	Isaiah Johnson	99	708	7
2019	Jaelin Benefield	125	402	5
2020	Jordan Smith	55	278	2
2021	Harrison Bey-Buie	132	479	4
2022	Dom Shoffner (QB)	104	425	5
2023	MJ Flowers	157	854	8
2024	MJ Flowers	213	865	7

PUNTING

YEAR	PLAYER	NO	YDS	AVG
1963	Roy Dillard	52	2041	39.2
1964	Dick Wetzler	45	1658	36.8
1965	Larry Baird	37	1321	35.6
1966	Larry Baird	53	1805	34.1
1967	Bill Crail	41	1363	33.2
1968	Bill Crail	19	593	31.2
1969	George Heintz	61	2292	37.6
1970	George Heintz	48	1762	36.7
1971	Joe Hume	32	1110	34.6
1972	Joe Hume	35	1124	32.1
1973	Rick Tsupros	53	1730	32.6
1974	Dave Hoover	66	2320	35.1
1975	Dave Hoover	60	2220	37.0
1976	Jeff Gossett	28	825	29.5
1977	Jeff Gossett	62	2668	43.0
1978	Scott McGhee	32	973	30.4
1979	Jeff Gossett	51	2036	39.9
1980	Don Manzke	65	2641	40.6
1981	Don Manzke	52	2157	41.5
1982	Don Manzke	65	2595	39.9
1983	Henry Castellanos	54	2031	37.6
1984	Evan Arapostathis	58	1971	34.0
1985	Evan Arapostathis	62	2346	37.8
1986	Steve Tillotson	39	1507	38.6
1987	Steve Tillotson	64	2577	40.3
1988	Brian Pindar	68	2410	35.4
1989	Brian Pindar	64	2205	34.5
1990	Brian Pindar	70	2835	40.5
1991	Brian Pindar	48	1813	37.8
1992	Jason Caldwell	58	2352	40.6
1993	Darrell Rennels	56	2071	37.0
1994	Steve Largent	53	1844	34.8
1995	Shawn Denzer	52	1870	36.0
1996	Shawn Denzer	38	1562	41.1
1997	John Fowle	45	1789	39.8
1998	Bill Besenhofer	54	1899	35.2
1999	Bill Besenhofer	56	2297	41.0
2000	Bill Besenhofer	46	1823	39.6
2001	Bill Besenhofer	36	1374	38.2
2002	Tom Schofield	55	1924	35.0
2003	Tom Schofield	66	2505	38.0
2004	Tom Schofield	58	2235	38.5
2005	Tom Schofield	69	2709	39.3
2006	Zach Yates	59	2128	36.1
2007	Kevin Cook	36	1604	44.6
2008	Kevin Cook	40	1587	39.7
2009	Kevin Cook	50	2100	42.0
2010	Kevin Cook	55	2360	42.9
2011	Scott Weatherford	48	1805	37.6
2012	Scott Weatherford	54	2127	39.4
2013	Scott Weatherford	52	1883	36.2
2014	Cody Edwards	26	920	35.4
	Nick Bruno	26	901	34.7
2015	Mike Bernier	62	2335	37.7
2016	Cody Edwards	56	2144	38.3
2017	Cody Edwards	75	2915	38.9
2018	Nick Bruno	55	2223	40.4
2019	Stone Galloway	58	2022	34.9
2020	Stone Galloway	26	997	38.3
2021	Logen Neidhardt	59	2449	41.5
2022	Trey Wilhoit	53	2330	44.0
2023	Jacob Horvath	54	2062	38.2
2024	Jacob Horvath	53	2346	44.3

ALL-PURPOSE YARDAGE

YEAR	PLAYER	RUSH	REC	PR	KOR	YDs
1963	Rod Butler	205	100	116	87	508
1964	Wayne Stingley	115	211	135	309	770
1965	Lynn Strack	211	427		124	762
1966	Dennis Bundy	542				542
1967	Larry Angelo	545	212	33	267	1057
1968	Tom Walters	392	140		118	650
1969	Steve Bell	92	237	24	354	707
1970	Mark O'Donnell		721			721
1971	Willie White		915		269	1184
1972	Nate Anderson	1255	44			1299
1973	Nate Anderson	1261	62			1323
1974	Gerald Bell	279	28		299	606
1975	Mark Stettner	904	17		91	1012
1976	Poke Cobb	1152	120	37	299	1671
1977	Poke Cobb	951	117		45	1113
1978	Poke Cobb	1330	225	67	134	1756
1979	Poke Cobb	1609	58			1667
1980	Kevin Staple	576	34		446	1056
1981	Kevin Staple	700	365		132	1197
1982	Kevin Staple	1012	198		36	1246
1983	Kevin Staple	1008	96		48	1152
1984	Roy Banks		1269	10		1279
1985	DuWayne Pitts	968	458			1426
1986	James Marble	683	297		260	1240
1987	DuWayne Pitts	884	236	22	142	1284
1988	James Marble	622	268			890
1989	Jamie Jones	887	184	14	181	1266
1990	Jamie Jones	1055	270		282	1607
1991	Jamie Jones	1403	299		305	2007
1992	Bill Korosec	571	336		14	921
1993	Willie High	1487	21			1508
1994	Willie High	1154	39			1193
1995	Willie High	1458	79			1537
1996	Justin Lynch	912	201			1113
1997	Justin Lynch	930	240			1170
1998	Justin Lynch	803	210			1013
1999	Frank Cutolo	56	452	208	549	1265
2000	Frank Cutolo		710	296	61	1067
2001	Andre Raymond	717	309		477	1503
2002	Andre Raymond	612	672	112	872	2268
2003	Andre Raymond	580	104		229	913
2004	Vincent Webb	1106	184		8	1298
2005	Vincent Webb	1129	52			1181
2006	Vincent Webb	1405	183			1588
2007	Ademola Adeniji	1254	148	0	0	1402
2008	Travorus Bess	1086	172	0	0	1258
2009	Mon Williams	870	29	0	0	899
2010	Lorence Ricks	21	285	0	795	1101
2011	Chris Wright	0	735	0	23	758
2012	Erik Lora	14	1664	74	0	1752
2013	Shepard Little	1551	182	259	200	2192
2014	Adam Drake	16	1321	89	9	1435
2015	Devin Church	743	254	0	357	1354
2016	Devin Church	1066	386	0	74	1526
2017	Alexander Hollins	62	694	0	57	813
2018	Isaiah Johnson	708	215	0	228	1151
2019	Isaiah Hill	26	569	18	244	857
2020	Matt Judd	0	109	2	298	409
2021	Isaiah Hill	1	493	0	0	494
2022	Jaelin Benefield	367	185	0	61	613
2023	MJ Flowers	854	192	0	0	1046
2024	MJ Flowers	865	347	0	0	1212

TOTAL TACKLES

YEAR	PLAYER	NO
1978	Tom Seward	118
1979	Randy Melvin	119
1980	Ira Jefferson	107
1981	Ira Jefferson	95
1982	Bill Mines	128
1983	Tyrone Covington	99
1984	Tyrone Covington	172
1985	Derrick Wilhelms	98
1986	Jeff Mills	127
1987	Daryl Holcombe	97
1988	Jeff Mills	144
1989	Tim Lance	120
1990	Tim Lance	152
1991	Jeff Miles	90
1992	Tim Carver	110
1993	Tim Carver	138
1994	Tim Carver	179
1995	Tim Carver	138
1996	Rodney Pontes	82
1997	Thomas Williams	150
1998	Brian Jones	90
1999	John Williams	120
2000	Nick Ricks	93
2001	Nick Ricks	125
2002	Nick Ricks	149
2003	Nick Ricks	111
2004	Jamarr Day	115
2005	Clint Sellers	121
2006	Donald Thomas	127
2007	Donald Thomas	91
2008	Ke'Andre Sams	74
2009	Nick Nasti	83
2010	Nick Nasti	114
2011	Cory Leman	106
2012	Robert Haynes	101
2013	Jourdan Wickliffe	91
2014	Kamu Grugier-Hill	97
2015	Seth McDonald	109
2016	Seth McDonald	99
2017	Nick Horne	71
2018	Joe Caputo	86
2019	Joe Caputo	67
	Dytarious Johnson	67
2020	Jason Johnson	66
2021	Jason Johnson	112
2022	Jordan Vincent	84
2023	Elijahwah Tolbert	87
2024	Anthony Shockey	100

SOLO TACKLES

YEAR	PLAYER	NO
1978	Tom Seward	41
1979	Randy Melvin	68
1980	Ira Jefferson	68
1981	Ira Jefferson	73
1982	Robert Williams	59
1983	Chris Nicholson	60
1984	Tyrone Covington	47
1985	Bob Bronaugh	29
1986	Jeff Mills	39
1987	Daryl Holcombe	59
1988	Jeff Mills	91
1989	Jeff Mills	67
1990	Tim Lance	93
1991	Jeff Miles	60
1992	Tim Carver	74
1993	Tim Carver	82
1994	Tim Carver	77
1995	Tim Carver	87
1996	Rodney Wilson	50
1997	Thomas Williams	102
1998	Antwan Perry	56
1999	John Williams	83
2000	Corey Lewis	51
2001	Nick Ricks	85
2002	Nick Ricks	98
2003	Nick Ricks	65
2004	Chad Cleveland	44
2005	Clint Sellers	88
2006	Donald Thomas	49
2007	Adrian Arrington	48
2008	Rashad Haynes	44
2009	Nick Nasti	38
2010	Nick Nasti	47
2011	Cory Leman	57
2012	Nick Beard	61
2013	Pete Houlihan	53
2014	Kamu Grugier-Hill	47
2015	Seth McDonald	57
2016	Seth McDonald	52
2017	Tray Mitchell	44
2018	Dytarious Johnson	46
2019	Joe Caputo	38
2020	Jason Johnson	37
2021	Jason Johnson	63
2022	Jordan Vincent	57
2023	Elijahwah Tolbert	46
2024	Anthony Shockey	52
	NiJhay Burt	52

TACKLES FOR LOSS

YEAR	PLAYER(S)	NO
1978	Pete Catan	19
1979	Pete Catan	14
1980	Pete Catan	12
1981	Ira Jefferson	16
1982	Keith Wojnowski	9
1983	Chris Nicholson	9
1984	Tom Moskal	12
1985	Scott Pilkerton	8
1986	Aaron Thomas	16
1987	Aaron Thomas	7
	Carl Parker	7
1988	John Jurkovic	14
1989	John Jurkovic	13
1990	Joe Remke	10
	Kent McIntyre	10
1991	Joe Remke	9
1992	Dan Dee	15
1993	Mike Miller	9
1994	Joe Pale	8
1995	Rodney Wilson	5
1996	Rodney Wilson	13
1997	Thomas Williams	9
1998	Ryan Pace	9
1999	Mike Carlin	10
2000	Mike Carlin	16
2001	Fred Miller	12
2002	Nick Ricks	20
2003	Nick Ricks	10
2004	Kory Lothe	10
2005	Clint Sellers	13
2006	Pierre Walters	15
2007	Jeff Sobol	9.5
2008	Pierre Walters	16.5
2009	Trevor Frericks	16
2010	Spyros Bazigos	13.5
2011	Artavious Dowdell	7.5
	Gordy Kickels	7.5
2012	Artavious Dowdell	13.5
2013	Dino Fanti	14.5
2014	Dino Fanti	15.5
2015	Dino Fanti	22
2016	Jarvis Williams	12.5
	David Johnson	12.5
2017	Nick Horne	11.5
2018	Dytarious Johnson	15
2019	Dytarious Johnson	13.5
2020	Jason Johnson	6
	Jordan Miles	6
2021	Jordan Miles	11
	Colin Bohanek	11
2022	Tre'jon Lewis	7.5
2023	Drake Van Hyfte	9
2024	Nicholas Oliveira-Chace	10

QB SACKS

YEAR	PLAYER(S)	NO
1978	Pete Catan	15
1979	Pete Catan	21
1980	Pete Catan	11
1981	Ira Jefferson	15
1982	Keith Wojnowski	16
1983	Chris Nicholson	9
1984	Tom Moskal	10
1985	Tom Moskal	7
1986	John Jurkovic	13
1987	Tom Goven	4
1988	John Jurkovic	7
1989	John Jurkovic	6
	Jim Sarver	6
1990	Joe Remke	7
1991	Joe Remke	6
1992	John Vakos	7
1993	Kevin Zeng	8
1994	Curtis Price	6
	Mike Miller	6
1995	Brian McGavock	8
1996	John Moyer	7
1997	Dave Thomas	4
1998	Brian Jones	4
	Andy Lee	
1999	Mike Carlin	6
2000	Mike Carlin	10
2001	Nick Ricks	6
2002	Kory Lothe	5
2003	Kory Lothe	8
2004	Kory Lothe	6
2005	Kory Lothe	5
2006	Pierre Walters	6
2007	Pierre Walters	4
2008	Donovan Johnson	6
2009	Perry Burge	5
2010	Artavious Dowdell	4.5
2011	Artavious Dowdell	5
2012	Artavious Dowdell	7.5
2013	Pat Wertz	6.5
2014	Robert Haynes	2.5
	Fedney Delphonse	2.5
2015	Dino Fanti	7.5
2016	Jarvis Williams	5.5
2017	David Johnson	3.5
2018	Levi Watson	3
2019	Dytarious Johnson	4.5
2020	Jordan Miles	2
2021	Tim Varga	4
	Jordan Miles	4
2022	Joel Barrows	3
	Cameron Leach	3
	Jordan Miles	3
2023	Drake Van Hyfte	5
2024	Nicholas Oliveira-Chace	6



Left: Pete Catan led Eastern Illinois in sacks and tackles for loss for three straight seasons as the Panthers made NCAA Division II Championship game appearances in 1978 and 1980. EIU won the title over Delaware in 1978.

Right: Tristan Burge earned first team AFCA All-America honors in 2006 as the Panthers earned back-to-back Ohio Valley Conference championships. Burge ended his career with 17 tackles and one interception in the Panthers NCAA playoff loss to Illinois State.



ANNUAL LEADERS

INTERCEPTIONS

YEAR	PLAYER(S)	NO
1978	Rich Brown	7
1979	Tom Murray	4
1980	Rich Brown	7
	Kevin Gray	7
1981	Wilbert James	4
1982	Randy McCue	7
1983	Robert Williams	7
1984	James Boyd	4
1985	Bob Bronaugh	5
1986	R.L. Reynolds	7
1987	Scott Johnson	3
1987	Daryl Holcombe	3
1988	Scott Johnson	4
1989	Tim Lance	6
1990	Tony Farrell	3
1991	Tony Farrell	6
1992	Mike Martinez	4
1993	Ray McElroy	4
1994	Chris Brown	2
	James Dorsey	2
1995	Tim Carver	5
1996	Hasheem Rasheem	5
1997	Ed Jackson	3
	Chris Watson	3
1998	Steffan Nicholson	3
1999	John Williams	4
2000	Kourtney Young	7
2001	Roosevelt Williams	3
2002	Nick Allison	2
	Chad Cleveland	2
	George Love	2
2003	George Love	2
	Fred Miller	2
	Nick Ricks	2
	Kevin Walz	2
2004	Ben Brown	2
2005	Clint Sellers	5
2006	Seymour Loftman	4
2007	Rashad Haynes	5
2008	Rashad Haynes	4
2009	CJ James	5
2010	Sean Campbell	2
2011	Nick Martinez	2
2012	Robert Haynes	2
	Jourdan Wickliffe	2
	Tavares Crawford	2
2013	Jourdan Wickliffe	3
	Alex McNulty	3
2014	Jourdan Wickliffe	4
2015	Jourdan Wickliffe	5
2016	Nick Horne	2
2017	Bradley Dewberry	3
	Mark Williams	3
2018	Edwyn Brown	2
	Mark Williams	2
2019	JJ Ross	4
2020	Mark Williams	2
2021	Russell Dandy	2
2022	Jordan Vincent	3
	Elijahwah Tolbert	3
2023	Blake Ruffin	4
2024	Nijhay Burt	3

FUMBLE RECOVERIES

YEAR	PLAYER(S)	NO
1981	Tom Murray	4
1982	Ortega Jackson	6
1983	Greg Duncan	4
1984	Tyrone Covington	6
1985	Bob Bronaugh	4
1986	Dan Polewski	3
	Bill Cochran	3
1987	Ben Stevenson	3
	Scott Johnson	3
1988	Jim Sarver	4
1989	Jim Sarver	3
1990	Juan Cox	2
	Dan Dee	2
	Eric Dircks	2
1991	Dan Dee	2
	Tony Farrell	2
	Derrick Lane	2
	Joe Remke	2
1992	Seven tied	1
1993	Three tied	2
1994	Tim Carver	4
1995	Three tied	2
1996	John Moyer	4
1997	Thomas Williams	2
	Jay Grodecki	2
1998	Ryan Pace	3
	Chris Watson	3
1999	Torrey Chambliss	2
	Terry Griffis	2
	Kourtney Young	2
2000	Nick Ricks	3
2001	Brad Metzger	2
	Fred Miller	2
	Nick Ricks	2
2002	Roosevelt Williams	4
2003	Ben Brown	4
2004	Jamarr Day	2
2005	Tristan Burge	3
	Tim Kelly	3
	Lucius Seymour	3
2006	Donald Thomas	4
2007	7 players tied with	1
2008	Adrian Arrington	2
	Andre Lima	2
2009	Nick Nasti	2
	Cory Leman	2
	Gordy Kickels	2
	Andre Lima	2
2010	Artavious Dowdell	3
2011	Gordy Kickels	2
2012	Antonio Taylor	2
2013	Pat Wertz	5
2014	Kamu Grugier-Hill	2
2015	Kamu Grugier-Hill	3
2016	Vince Speller	2
	David Johnson	2
2017	11 players tied with 1	1
2018	Joe Caputo	2
2019	Dytarious Johnson	2
	D'Mitri George	2
2020	Five players tied with 1	1
2021	Jason Johnson	4
2022	7 players tied with 1	1
2023	Nicholas Oliveria-Chace	2
	Russell Dandy	2
	Kaelin Drakeford	2
2024	Moses Alexander	2

EASTERN ILLINOIS FOOTBALL CONFERENCE DEFENDERS OF THE YEAR



JOHN JURKOVIC

1985-89

1988 Gateway Conference
Defender of the Year
1989 Gateway Conference
Defender of the Year



TIM LANCE

1987-90

1990 Gateway Conference
Defender of the Year



TIM CARVER

1992-95

1995 Gateway Conference
Defender of the Year



NICK RICKS

2000-03

2002 OVC
Defender of the Year



CLINT SELLERS

2005-06

2005 OVC
Defender of the Year



DONALD THOMAS

2004-07

2006 OVC
Defender of the Year



DINO FANTI

2012-15

2015 OVC
Defender of the Year

TOP PERFORMANCES

100-150 YARD RUSHING GAMES

150.....	Jabarey McDavid.....	at Illinois State.....	9/20/97	123.....	MJ Flowers.....	Lindenwood.....	9/28/24
149.....	Justin Lynch.....	Pittsburg (KS) State.....	9/7/96		Malik Harrison.....	Tennessee Tech.....	10/24/15
148.....	Vincent Webb.....	at Southeast Missouri.....	10/8/05		Shepard Little.....	at UT Martin.....	11/23/13
	J.R. Taylor.....	at Florida Atlantic.....	11/10/01	122.....	Shepard Little.....	at Eastern Kentucky.....	10/11/14
	Jamie Jones.....	at Western Illinois.....	10/6/90		J.R. Taylor.....	Tennessee Tech.....	9/29/01
147.....	Vincent Webb.....	at Samford.....	11/20/04		Jamie Jones.....	at Southern Illinois.....	9/16/89
	J.R. Taylor.....	Southeast Missouri.....	11/4/00		James Marble.....	Austin Peay.....	9/10/88
	Kevin Staple.....	at Akron.....	10/8/83	121.....	Willie High.....	Western Kentucky.....	11/12/94
146.....	Andre Raymond.....	Southeast Missouri.....	11/4/00		Jamie Jones.....	Murray State.....	9/22/90
	DuWayne Pitts.....	at Truman State.....	9/12/87		Larry Angelo.....	at Milwaukee.....	9/23/67
	Kevin Staple.....	at South Dakota.....	9/5/81	120.....	Jaelin Benefield.....	at Tennessee State.....	3/14/21
	Poke Cobb.....	Evansville.....	11/19/77		James Marble.....	Northern Iowa.....	10/11/86
145.....	Vincent Webb.....	UT Martin.....	10/29/05	119.....	Jake Walker.....	at Eastern Kentucky.....	10/27/12
	Poke Cobb.....	Western Illinois.....	10/1/77		Mon Williams.....	at Southeast Missouri.....	9/19/09
143.....	Jamie Jones.....	at Northern Iowa.....	10/28/89		Jabarey McDavid.....	Eastern Kentucky.....	11/23/96
	Poke Cobb.....	at Akron.....	9/30/78		Mark Stettner.....	at Truman State.....	9/11/76
142.....	Jordan Smith.....	at Murray State.....	3/28/21	119.....	Tom Meeks.....	Western Illinois.....	10/18/75
	Jalen Whitlow *.....	at UT Martin.....	11/14/15	118.....	J.R. Taylor.....	Illinois State.....	9/28/02
	J.R. Taylor.....	Indiana State.....	9/21/02		DuWayne Pitts.....	Missouri State.....	10/24/87
	Jamie Jones.....	at Southern Illinois.....	11/2/91		DuWayne Pitts.....	Western Illinois.....	10/26/85
	Poke Cobb.....	Central State.....	10/23/76	117.....	MJ Flowers.....	at Illinois State.....	9/21/24
141.....	Kevin Staple.....	Western Illinois.....	10/22/83		Vincent Webb.....	at Hawai'i.....	9/30/06
	Kevin Staple.....	Illinois State.....	9/4/82		Justin Lynch.....	Illinois State.....	10/17/98
140.....	J.R. Taylor.....	Tennessee State.....	10/7/00		Justin Lynch.....	St. Joseph's (IN).....	9/3/98
	DuWayne Pitts.....	Western Illinois.....	10/10/87	116.....	Wayne Brown.....	at Middle Tennessee.....	10/24/98
	Ken Werner.....	Missouri State.....	10/30/71		Willie High.....	at Southern Illinois.....	11/11/95
139.....	Devin Church.....	at Tennessee Tech.....	10/15/16		Edson Castillo.....	Illinois State.....	10/19/91
	Devin Church.....	Ausitn Peay.....	9/24/16		Kevin Staple.....	Illinois State.....	10/4/80
	Willie High.....	Northern Iowa.....	10/8/94		Poke Cobb.....	Northern Michigan.....	10/30/76
	Willie High.....	Lock Haven.....	9/17/94	115.....	Jamal Scott.....	Murray State.....	10/6/18
138.....	Shepard Little.....	at Tennessee State.....	10/26/13		Ron Jordan.....	at Southeast Missouri.....	9/29/07
137.....	Shepard Little.....	UT Martin.....	11/22/14		Vincent Webb.....	at Jacksonville State.....	11/19/05
	Jalen Whitlow *.....	Austin Peay.....	9/20/14	114.....	Vincent Webb.....	at Eastern Michigan.....	9/25/04
	DuWayne Pitts.....	Liberty.....	9/20/87		Justin Morris.....	at UT Martin.....	11/1/01
136.....	Ken Werner.....	Evansville.....	10/17/71		Kevin Staple.....	Truman State.....	9/27/80
134.....	Dom Shoffner *.....	Northwestern State.....	10/8/22		Poke Cobb.....	at Southern Illinois.....	9/29/79
	Andre Raymond.....	at Tennessee Tech.....	10/5/02		Ken Werner.....	UW Stevens Point.....	9/11/71
	J.R. Taylor.....	Murray State.....	11/17/01	113.....	Mon Williams.....	at Indiana State.....	9/12/09
	Jabarey McDavid.....	Middle Tennessee.....	10/18/97		Andre Raymond.....	Tennessee State.....	10/27/01
	Poke Cobb.....	at Truman State.....	9/22/79		Poke Cobb.....	at Northern Iowa.....	10/27/79
	Poke Cobb.....	Central State.....	9/2/78		Poke Cobb.....	at Central State.....	9/24/77
	Don Pittman.....	at Youngstown State.....	11/5/77	112.....	Jalen Whitlow *.....	at Ohio.....	9/27/14
	Nate Anderson.....	at Milwaukee.....	9/22/73		Justin Lynch.....	Indiana State.....	11/1/96
	Joe Davis *.....	Bradley.....	10/19/68		DuWayne Pitts.....	Western Illinois.....	10/20/84
133.....	Ibrahim Bawa.....	Murray State.....	10/19/96	111.....	Jimmy Lera.....	Jacksonville State.....	11/16/13
	Willie High.....	at Illinois State.....	11/5/94		Shaun Grace.....	at UT Martin.....	11/14/98
	Wes Nixon.....	Illinois State.....	9/4/82		DuWayne Pitts.....	at Truman State.....	9/7/85
132.....	Jake Walker.....	Southeast Missouri.....	11/10/12	110.....	Andre Raymond.....	Illinois State.....	9/20/03
	J.R. Taylor.....	at Southeast Missouri.....	10/19/02		Andre Raymond.....	California (PA).....	8/30/03
	Conrad Praamsma.....	Eastern Kentucky.....	11/23/96		J.R. Taylor.....	at Hawai'i.....	8/31/02
	Jamie Jones.....	Indiana State.....	10/13/90		Jabarey McDavid.....	at Indiana State.....	8/31/00
	Don Pittman.....	at Murray State.....	11/12/77		Justin Lynch.....	at Southeast Missouri.....	11/9/96
	Nate Anderson.....	Milwaukee.....	9/23/72		Willie High.....	at Indiana State.....	10/2/93
130.....	Shepard Little.....	Tennessee State.....	10/25/14		Poke Cobb.....	Northern Iowa.....	9/16/78
129.....	Christopher Anderson.....	Austin Peay.....	9/24/16	109.....	Devin Church.....	Illinois State.....	9/19/15
	Shepard Little.....	Southeast Missouri.....	10/19/13		Shepard Little.....	at Murray State.....	10/31/15
	Shepard Little.....	Illinois State.....	9/14/13		Jake Walker.....	Tennessee State.....	11/5/11
	Willie High.....	at Missouri State.....	10/1/94		Chevon Walker.....	at Tennessee Tech.....	11/22/08
	Jamie Jones.....	Western Illinois.....	10/5/91		Vincent Webb.....	Eastern Kentucky.....	10/15/05
128.....	Isaiah Johnson.....	at Eastern Kentucky.....	10/27/18		Jabarey McDavid.....	Kentucky Wesleyan.....	9/9/00
	Taylor Duncan.....	at Austin Peay.....	10/10/13		Kevin Staple.....	Youngstown State.....	10/25/80
	Justin Lynch.....	St. Joseph's (IN).....	9/13/97		Poke Cobb.....	Butler.....	9/8/79
	Mark Stettner.....	at Butler.....	11/13/76		Tom Walters.....	at Illinois Chicago (UIC).....	11/2/68
	Mark Stettner.....	at Western Illinois.....	10/16/76	108.....	Vincent Webb.....	at Indiana State.....	9/27/03
127.....	Travorus Bess.....	at Tennessee State.....	10/27/07		Jamie Jones.....	Eastern Washington.....	9/14/91
126.....	Jabarey McDavid.....	St. Joseph's (IN).....	9/13/97	107.....	Isaiah Johnson.....	at Austin Peay.....	11/18/17
	Justin Lynch.....	Eastern Kentucky.....	11/23/96		Taylor Duncan.....	Southeast Missouri.....	10/19/13
	Bill Korosec.....	Southern Illinois.....	10/3/92		Mon Williams.....	at Southern Illinois.....	11/28/09
	Poke Cobb.....	Illinois State.....	11/20/76		Vincent Webb.....	at Illinois State.....	9/16/06
125.....	Devin Church.....	at Tennessee State.....	10/17/15		James Marble.....	at Northern Michigan.....	9/13/86
	Jake Walker.....	at South Dakota State.....	11/24/12		Ken Werner.....	at Fairmont State.....	11/14/70
	Willie High.....	Illinois State.....	10/28/95	106.....	Vincent Webb.....	at UT Martin.....	10/28/06
	Kevin Staple.....	Truman State.....	9/11/82		Ademola Adeniji.....	at UT Martin.....	10/23/04
	Cliff Thurman.....	at Youngstown State.....	11/5/77		Shaun Grace.....	at Eastern Kentucky.....	11/21/98
124.....	Jake Walker.....	at Austin Peay.....	10/29/11		Kevin Staple.....	at Truman State.....	9/24/83
	Travorus Bess.....	vs. Southeast Missouri.....	10/18/08		Tyrone Davis.....	Western Illinois.....	10/17/81
	Vincent Webb.....	at Eastern Kentucky.....	10/14/06	105.....	Jaelin Benefield.....	at Tennessee State.....	11/9/19
	Jabarey McDavid.....	at Southeast Missouri.....	11/9/96		Isaiah Johnson.....	at Southeast Missouri.....	11/17/18
	Poke Cobb.....	at Butler.....	9/9/78				
	Mark Stettner.....	Central State.....	10/23/76				
	Mark Stettner.....	at Central Missouri.....	10/4/75				

* indicates player was a quarterback

TOP PERFORMANCES RUSHING

100-150 YARD RUSHING GAMES (cont.)

105.....	Jamie Jones.....	at Illinois State.....	9/29/90
	Tom Meeks.....	at Northern Michigan.....	9/13/75
	Steve Hagenbruch.....	Illinois State.....	10/19/74
104.....	Scotty Gilkey Jr *.....	at Tennessee State.....	9/30/17
	Vincent Webb.....	Indiana State.....	9/11/04
	Justin Lynch.....	at Northern Illinois.....	9/19/98
	Jamie Jones.....	Lock Haven.....	8/31/91
103.....	Shepard Little.....	at Southeast Missouri.....	10/18/14
	Jake Walker.....	Jacksonville State.....	10/13/12
	Kevin Staple.....	Indiana State.....	11/14/81
102.....	Jake Walker.....	Murray State.....	9/22/12
	Andre Raymond.....	at UT Martin.....	9/23/00
	Justin Lynch.....	Southeast Missouri.....	10/3/98
	Jabarey McDavid.....	at Austin Peay.....	11/2/96
	Willie High.....	Indiana State.....	10/29/94
	Edson Castillo.....	Northern Iowa.....	11/7/92
	Jamie Jones.....	Northwestern State.....	9/9/89
	Nate Anderson.....	Quantic Marines.....	11/4/72
	Nate Anderson.....	Illinois State.....	10/7/72
101.....	Devin Church.....	UT Martin.....	11/5/16
	Jimmy Potempa.....	Jacksonville State.....	9/25/10
	Justin Lynch.....	Indiana State.....	9/14/96
	Jamie Jones.....	at Northwestern State.....	9/8/90
	Lonnie Denton.....	Wayne State.....	9/16/79
	Poke Cobb.....	vs. Delaware.....	12/9/78
100.....	Markenz Pierre.....	at Northern Illinois.....	9/1/22
	Taylor Duncan.....	Towson.....	12/13/13
	Taylor Duncan.....	at Southern Illinois.....	9/7/13
	J.R. Taylor.....	at Tennessee State.....	11/2/02
	James Marable.....	at Indiana State.....	10/1/88
	Kevin Staple.....	at Western Illinois.....	10/23/82
	Rod Slaughter.....	Illinois State.....	10/4/80
	Nate Anderson.....	Wayne State.....	11/3/73

151-200 YARD RUSHING GAMES

198.....	Justin Lynch.....	Middle Tennessee.....	10/19/97
197.....	Poke Cobb.....	South Dakota.....	9/1/79
	Ademola Adeniji.....	at Murray State.....	10/13/07
194.....	MJ Flowers.....	Western Illinois.....	11/2/24
193.....	Nate Anderson.....	at Illinois State.....	9/30/72
191.....	Vincent Webb.....	Murray State.....	10/16/04
189.....	Nate Anderson.....	Indiana State.....	9/6/72
187.....	Isaiah Johnson.....	Austin Peay.....	11/10/18
186.....	Ademola Adeniji.....	Eastern Kentucky.....	10/6/07
184.....	Shepard Little.....	Tennessee State (FCS).....	12/7/13
	Travorus Bess.....	at Illinois.....	9/6/08
183.....	Willie High.....	Western Kentucky.....	10/14/95
182.....	Jake Walker.....	at UT Martin.....	10/6/12
	Vincent Webb.....	Murray State.....	10/21/06
	Willie High.....	Western Illinois.....	11/4/95
179.....	MJ Flowers.....	at Robert Morris (Pa.).....	11/18/23
	Vincent Webb.....	Indiana State.....	9/9/06
	Jabarey McDavid.....	UT Martin.....	9/25/99
	Nate Anderson.....	Illinois Chicago (UIC).....	9/28/73
177.....	Devin Church.....	at Eastern Kentucky.....	11/19/16
	Jabarey McDavid.....	at Tennessee Tech.....	10/26/96
174.....	J.R. Taylor.....	at Murray State.....	11/23/02
	Wayne Brown.....	at UT Martin.....	11/14/98
	Poke Cobb.....	Wayne State.....	9/15/79
173.....	Shepard Little.....	at Murray State.....	11/9/13
	Willie High.....	UT Martin.....	9/16/95
	Poke Cobb.....	Youngstown State.....	11/3/79
172.....	Willie High.....	Murray State.....	9/1/93
171.....	Taylor Duncan.....	Murray State.....	11/8/14
	Willie High.....	Austin Peay.....	8/31/95

151-200 YARD RUSHING GAMES (cont.)

170.....	J.R. Taylor.....	at Southern Illinois.....	10/20/01
	Ademola Adeniji.....	Samford.....	11/17/07
169.....	Poke Cobb.....	at Northern Michigan.....	10/21/78
	Poke Cobb.....	Tennessee Tech.....	10/9/76
	DuWayne Pitts.....	Saginaw Valley.....	9/21/85
168.....	Jamie Jones.....	Northern Illinois.....	9/1/90
	Willie High.....	Southeast Missouri.....	9/9/95
166.....	Jamie Jones.....	Missouri State.....	11/16/91
165.....	Norris Smith.....	Indiana State.....	9/9/06
	Willie High.....	Southern Illinois.....	11/19/94
164.....	Vincent Webb.....	at Murray State.....	10/22/05
163.....	Travorus Bess.....	at Tennessee Tech.....	11/22/08
	Poke Cobb.....	Western Illinois.....	10/6/79
161.....	Isaiah Johnson.....	at Tennessee Tech.....	9/29/18
	Andre Raymond.....	at UT Martin.....	11/1/01
	Poke Cobb.....	at Illinois State.....	11/10/79
	Nate Anderson.....	Central Missouri.....	11/11/72
160.....	Kendi Young.....	at Murray State.....	9/24/22
	Jamie Jones.....	at Northern Iowa.....	11/23/91
159.....	Willie High.....	Central State (OH).....	9/30/95
	Kevin Staple.....	at Youngstown State.....	10/2/82
	Nate Anderson.....	Western Illinois.....	11/27/73
158.....	DuWayne Pitts.....	Northeast Missouri.....	9/6/86
	Ademola Adeniji.....	at Jacksonville State.....	11/10/07
155.....	Darshon McCullough.....	at Tennessee State.....	11/9/19
	Devin Church.....	Murray State.....	10/22/16
	Vincent Webb.....	Southeast Missouri.....	10/2/04
	Poke Cobb.....	Truman State.....	9/10/77
	Justin Lynch.....	at Austin Peay.....	11/2/96
	Ademola Adeniji.....	at Tennessee State.....	10/27/07
154.....	Norris Smith.....	Murray State.....	10/21/06
	J.R. Taylor.....	Northern Iowa.....	12/1/01
	J.R. Taylor.....	Indiana State.....	9/8/01
	Jamie Jones.....	Illinois State.....	10/19/91
	Jamie Jones.....	at Idaho.....	11/25/89
153.....	DuWayne Pitts.....	Southern Illinois.....	11/7/87
152.....	Poke Cobb.....	at Northern Iowa.....	9/17/77
	Mark Stettner.....	at Missouri State.....	9/25/76
151.....	Vincent Webb.....	at UT Martin.....	10/23/04
	Poke Cobb.....	Illinois State.....	11/4/78

201-299 YARD RUSHING GAMES


283.....	Kevin Staple.....	Grand Valley.....	9/17/83
272.....	MJ Flowers.....	McNeese State.....	9/23/23
268.....	Nate Anderson.....	St. Joseph's.....	10/27/73
259.....	Nate Anderson.....	at Missouri State.....	10/28/72
245.....	Shepard Little.....	Jacksonville State.....	11/16/13
241.....	J.R. Taylor.....	Southeast Missouri.....	10/13/01
240.....	Willie High.....	Northwestern State.....	11/6/93
236.....	Isaiah Johnson.....	at Murray State.....	10/14/17
230.....	Poke Cobb.....	at Butler.....	11/13/76
224.....	Willie High.....	at Northern Iowa.....	10/16/93
221.....	Willie High.....	at Southern Illinois.....	11/20/93
215.....	Poke Cobb.....	Northern Michigan.....	10/20/79
211.....	Edson Castillo.....	Western Kentucky.....	11/14/92
208.....	Vincent Webb.....	at Samford.....	9/23/06
	J.R. Taylor.....	UT Martin.....	11/9/02
207.....	J.R. Taylor.....	at Illinois State.....	11/11/00
206.....	Vincent Webb.....	UT Martin.....	10/25/03
205.....	Mark Stettner.....	Murray State.....	11/15/75
203.....	Jamie Jones.....	Murray State.....	9/21/91
	Willie High.....	Missouri State.....	10/30/93
202.....	Poke Cobb.....	Murray State.....	11/11/78
201.....	MJ Flowers.....	Tennessee State.....	11/11/23

300+ YARD RUSHING GAMES


308J.R. Taylor.....Florida Atlantic..... 11/16/02

DOUBLE 100+ YARD RUSHING GAMES

358.....	230.....	Poke Cobb.....	at Butler.....	11/13/76
128.....	Mark Stettner			
356.....	245.....	Shepard Little	Jacksonville State	11/16/13
111.....	Jimmy Lera			
344.....	179.....	Vincent Webb	Indiana State	9/9/06
165.....	Norris Smith			
336.....	182.....	Vincent Webb	Murray State	10/21/06
154.....	Norris Smith			
334.....	198.....	Justin Lynch.....	Middle Tennessee	10/18/97
136.....	Jabarey McDavid			
293.....	146.....	Andre Raymond	Southeast Missouri	11/4/00
147.....	J.R. Taylor			
282.....	155.....	Ademola Adeniji.....	at Tennessee State	10/27/07
127.....	Travorus Bess			
275.....	161.....	Andre Raymond	UT Martin	11/1/01
114.....	Justin Morris			
	174.....	Wayne Brown	at UT Martin	11/14/98
101.....	Shaun Grace			
	174.....	Poke Cobb.....	Wayne State.....	9/15/79
101.....	Lonnie Durham			
274.....	141.....	Kevin Staple	Illinois State.....	9/4/82
133.....	Wes Nixon			
272.....	163.....	Travorus Bess	at Tennessee Tech	11/22/08
109.....	Chevon Walker			
270.....	154.....	Jamie Jones	Illinois State.....	10/19/91
116.....	Edson Castillo			
268.....	139.....	Devin Church.....	Austin Peay	9/24/16
129.....	Christopher Anderson			
266.....	142.....	Poke Cobb.....	Central State	10/23/76
124.....	Mark Stettner			
260.....	155.....	Darshon McCullough.....	at Tennessee State	11/9/19
105.....	Jaelin Benefield			
259.....	134.....	Don Pittman.....	at Youngstown State	11/5/77
125.....	Cliff Thurman			
257.....	151.....	Vincent Webb	at UT Martin	10/23/04
106.....	Ademola Adeniji			
	155.....	Justin Lynch.....	at Austin Peay	11/2/96
102.....	Jabarey McDavid			
255.....	128.....	Justin Lynch.....	St. Josephs (IN)	9/13/97
127.....	Jabarey McDavid			
238.....	129.....	Shepard Little	Southeast Missouri	10/19/13
109.....	Taylor Duncan			
234.....	124.....	Jabarey McDavid.....	at Southeast Missouri	11/9/96
110.....	Justin Lynch			
216.....	116.....	Kevin Staples	Illinois State.....	10/4/80
100.....	Rod Slaughter			



Willie High



JR Taylor

TRIPLE 100+ YARD RUSHING GAMES

TOTAL	YDS	PLAYERS	OPPONENT	DATE
377.....	132.....	Conrad Praamsma.....	Eastern Kentucky.....	11/23/96
	126.....	Justin Lynch		
	119.....	Jabarey McDavid		

TOP PERFORMANCES PASSING

500+ YARD PASSING GAMES

YDS	PLAYER	OPPONENT	C-A-I	TDs	DATE
509	Sean Payton	Saginaw Valley	40-58-3	4	9/21/85

400+ YARD PASSING GAMES

YDS	PLAYER	OPPONENT	C-A-I	TDs	DATE
486	Sean Payton	Missouri State	33-48-3	3	10/27/84
480	Jimmy Garoppolo	Illinois State	26-41-0	7	9/14/13
477	Jimmy Garoppolo	at UT Martin	26-46-0	6	11/23/13
461	Sean Payton	Western Kentucky	22-36-0	5	11/10/84
458	Pierce Holley	at Gardney-Webb	36-20-1	4	11/9/24
453	Jimmy Garoppolo	Austin Peay	18-31-0	5	9/29/12
450	Jimmy Garoppolo	at Northern Ill.	34-49-2	6	9/21/13
443	Johnathan Brantley	Indiana State	49-37-0	4	9/15/18
440	Jimmy Garoppolo	at Southern Illinois	34-56-1	4	9/7/13
435	Anthony Buich	Southeast Missouri	36-49-1	3	11/6/99
428	Jimmy Garoppolo	at UT Martin	36-55-2	2	10/6/12
414	Tony Romo	Toledo	25-46-0	2	9/16/00
412	Sean Payton	Northern Iowa	34-58-1	3	11/3/84
410	Jimmy Garoppolo	at Tennessee State	24-41-1	4	10/26/13
409	Jeff Christensen	Missouri State	20-33-2	2	11/6/82
400	Sean Payton	Southern Illinois	26-40-0	3	9/20/86



Jeff Christensen (1980-82) was the first Eastern Illinois quarterback to throw for 400 yards in a game...

300+ YARD PASSING GAMES

YDS	PLAYER	OPPONENT	C-A-I	TDs	DATE
399	Jimmy Garoppolo	Tennessee Tech	33-50-1	4	11/2/13
398	Sean Payton	Murray State	30-54-3	0	11/29/86
394	Sean Payton	Eastern Kentucky	24-48-2	3	12/6/86
393	Jimmy Garoppolo	Murray State	39-60-0	5	9/22/12
386	Tony Romo	Northern Iowa	22-34-2	5	12/1/01
387	Jimmy Garoppolo	Illinois State	37-61-3	2	9/15/12
384	Sean Payton	Southern Illinois	27-54-3	4	10/13/84
383	Sean Payton	Missouri State	27-52-2	3	10/19/85
381	Tony Romo	Tennessee St.	36-21-1	3	10/27/01
379	Sean Payton	Missouri State	22-41-1	5	10/25/86
376	Jimmy Garoppolo	Southeast Missouri	22-30-2	3	10/19/13
	Jimmy Garoppolo	Tennessee Tech	27-41-1	3	11/3/12

300+ YARD PASSING GAMES - cont...

YDS	PLAYER	OPPONENT	C-A-I	TDs	DATE
373	Tony Romo	Tennessee Tech	28-38-2	4	10/5/02
370	Jeff Christensen	Northern Michigan	18-31-2	3	11/1/80
369	Jimmy Garoppolo	Southern Illinois	32-49-0	5	8/30/12
366	Pierce Holley	Southeast Missouri	42-27-0	2	10/5/24
365	Sean Payton	Winona State	22-35-0	2	11/1/86
361	Jimmy Garoppolo	at San Diego St	31-46-0	3	8/31/13
359	Pierce Holley	UT Martin	29-48-1	4	10/7/23
	Tony Romo	Eastern Kentucky	19-38-2	2	10/12/02
	Steve Turk	Youngstown State	25-51-6	2	10/7/78
354	Sean Payton	Western Kentucky	27-41-1	2	11/15/86
348	Pierce Holley	at UT Martin	54-36-3	2	10/26/24
	Ron Gustafson	Central Michigan	28-56-2	3	10/24/70
346	Pierce Holley	at Southeast Missouri	22-40-0	2	10/14/23
345	Sean Payton	Illinois State	24-43-4	1	10/6/84
343	Anthony Buich	Eastern Kentucky	34-47-1	3	11/20/99
341	Jimmy Garoppolo	Murray State	35-26-0	4	10/23/10
339	Harry Woodbery	at Tenn. Tech	49-32-0	5	9/29/18
338	Pierce Holley	Western Illinois	27-19-0	5	11/2/24
	Pierce Holley	at Tennessee State	46-28-1	1	10/12/24
337	Sean Payton	Truman State	31-56-4	1	9/7/85
334	Harry Woodbery	Tennessee Tech	34-68-1	2	9/28/19
333	Sean Payton	Liberty	25-46-1	1	10/4/86
331	Jimmy Garoppolo	at Tennessee State	33-20-0	4	11/6/10
330	Anthony Buich	UT Martin	15-17-0	3	11/14/98
329	Jeff Christensen	Youngstown St.	28-49-3	2	10/24/81
328	Johnathan Brantley	Murray State	42-28-0	3	10/6/18
327	Mike Donato	Tennessee Tech	16-24-1	2	11/12/05
326	Pierce Holley	Lindenwood	43-26-0	2	9/28/24
	Sean Payton	Truman State	23-41-1	3	9/15/84
325	Sean Payton	Grand Valley	21-31-0	3	9/1/84
323	Mitch Kimble	at Tennessee Tech	21-36-1	2	10/15/16
	Mitch Kimble	Western Illinois	18-29-1	2	9/1/16
	Sean Payton	Indiana State	32-56-2	2	9/8/84
322	Jimmy Garoppolo	Eastern Kentucky	26-39-1	3	9/28/13
	Jake Christensen	UT Martin	18-21-0	4	11/14/09
	Tony Romo	Tennessee St.	17-31-1	4	11/2/02
321	Jimmy Garoppolo	Towson	38-50-0	2	12/13/13
	Mike Simpson	Western Michigan	24-35-0	4	8/29/96
319	Tony Romo	Hawaii	30-53-2	4	8/31/02
318	Sean Payton	Truman State	18-33-3	2	9/6/86
317	Matt Schabert	at Tennessee Tech	32-45-0	2	10/2/04
315	Dom Shoffner	at UT Martin	14-36-2	3	11/19/22
	Matt Schabert	Southeast Missouri	16-30-0	1	10/2/04
	Pete Mauch	Missouri State	15-19-0	2	10/1/94
314	Jeff Christensen	Wayne State	22-36-1	4	9/18/82
313	Sean Payton	Ferris State	14-28-0	3	9/29/84
312	Jalen Whitlow	Murray State	27-37-0	3	11/8/14
308	Cole Stinson	Tennessee Tech	19-26-0	2	8/30/07
	Mike Simpson	Middle Tenn.	25-40-3	1	11/16/96
	Jeff Christensen	Jackson State	26-50-2	0	11/27/82
307	Anthony Buich	Western Kentucky	22-35-1	1	10/30/99
	Eric Arnold	Akron	28-40-1	1	9/17/89
	John Rafferty	Youngstown State	21-36-1	3	10/1/83
306	Jimmy Garoppolo	Austin Peay	21-30-0	5	10/10/13
	Tony Romo	Murray State	21-15-0	3	11/17/01
304	Jimmy Garoppolo	Illinois State	25-34-0	3	9/1/11
302	Tony Romo	Murray State	33-47-2	2	11/23/02
	Jeff Christensen	Indiana State	32-51-1	2	11/14/81
301	Jimmy Garoppolo	Tennessee Tech	20-52-3	3	9/7/11
	Anthony Buich	Southeast Missouri	16-24-0	0	10/3/98
	Sean Payton	Indiana State	17-32-2	2	11/8/86
300	Sean Payton	Illinois State	22-45-3	2	10/12/85

100-150 YARD RECEIVING GAMES

149.....	Calvin Pierce.....	Murray State.....	11/29/86	112.....	Adam Drake.....	at Murray State.....	11/9/13
	James Warring.....	at Youngstown State.....	10/7/78		Jeff LePak.....	at Tennessee State.....	10/26/13
147.....	Calvin Pierce.....	Western Kentucky.....	11/15/86		Erik Lora.....	at Illinois State.....	9/15/12
146.....	Adam Drake.....	UT Martin.....	11/22/14		Nick Eller.....	at Southeast Missouri.....	10/19/02
	Adam Drake.....	at Eastern Kentucky.....	10/11/14		Paul Massat.....	at Southeast Missouri.....	11/6/99
	Jason Calabrese.....	Murray State.....	9/1/94		Philip Taylor.....	St. Joseph's (IN).....	9/3/98
145.....	Roy Banks.....	Saginaw Valley State.....	9/21/85	111.....	Kortiss Marshall *.....	Western Illinois.....	9/1/16
143.....	Cooper Willman.....	at UT Martin.....	10/26/24		Greg Jensik.....	at Texas El Paso.....	9/10/94
	Rahsaan Smith.....	at Eastern Kentucky.....	11/20/99		Obadiah Cooper.....	at Missouri State.....	10/24/92
	Greg Jensik.....	Western Kentucky.....	11/12/94		Roy Banks.....	Ferris State.....	9/29/84
142.....	Ryan Voss.....	at Eastern Michigan.....	9/25/04		James Warring.....	Northern Iowa.....	9/16/78
	Greg Jensik.....	at Missouri State.....	10/1/94	110.....	Isaiah Hill.....	Murray State.....	11/20/21
141.....	Cooper Willman.....	at Tennessee State.....	10/12/24		Aaron Gooch.....	Indiana State.....	9/15/18
140.....	Isaiah Hill.....	at Austin Peay.....	11/6/21		Adam Drake.....	at Southeast Missouri.....	10/18/14
	Keiondre Gober.....	at San Diego State.....	8/31/13		Ralph Stewart.....	Western Illinois.....	10/10/87
	Chavar Watkins.....	at Tennessee Tech.....	11/3/12		Willie Cain.....	Missouri State.....	10/19/85
139.....	Adam Drake.....	Southern Illinois.....	9/6/14	109.....	DeAirious Smith.....	at Tennessee Tech.....	9/25/21
	Erik Lora.....	Austin Peay.....	9/29/12		Adam Drake.....	at Minnesota.....	8/28/14
	Roy Banks.....	at Kansas.....	10/5/85		Charles Graves.....	at UT Martin.....	10/9/08
138.....	Adam Drake.....	Southeast Missouri.....	10/19/13	108.....	James Sheehan.....	at Eastern Kentucky.....	10/27/18
137.....	Adam Drake.....	at Northern Illinois.....	9/21/13		Charles Graves.....	UT Martin.....	11/14/09
	Chris Wright.....	Austin Peay.....	9/29/12		Frank Cutolo.....	at San Diego State.....	10/6/01
	Devon O'Neal.....	Illinois State.....	9/28/02		Frank Cutolo.....	at Illinois State.....	11/11/00
136.....	Erik Lora.....	at Southern Illinois.....	9/7/13	107.....	Alexander Hollins.....	Eastern Kentucky.....	11/4/17
	Roy Banks.....	Liberty.....	10/4/86		Addison Bounds.....	Southeast Missouri.....	10/10/15
	Jerry Wright.....	at Tennessee State.....	12/4/82		James Warring.....	Youngstown State.....	12/2/1978
135.....	Scott McGhee.....	at Butler.....	9/9/78	106.....	Anthony Taylor.....	at Northern Iowa.....	11/28/15
133.....	Erik Lora.....	at Austin Peay.....	10/10/13		Micah Rucker.....	Jacksonville State.....	11/18/06
	Erik Lora.....	at South Dakota State.....	11/24/12		Calvin Pierce.....	at Western Illinois.....	10/18/86
	Jerry Wright.....	at Western Kentucky.....	11/12/83		Willie Cain.....	Truman State.....	9/6/86
132.....	Arron Foulkes.....	at Murray State.....	10/2/21	105.....	Erik Lora.....	at Tennessee State.....	10/26/13
	Alexander Hollins.....	Murray State.....	10/6/18		Micah Rucker.....	at Illinois.....	9/2/06
	Alexander Hollins.....	Tennessee State.....	9/22/18		Tom Hess.....	Northern Iowa.....	10/7/95
	Keiondre Gober.....	Austin Peay.....	9/29/12	104.....	Ryan Voss.....	Tennessee State.....	10/30/04
131.....	Erik Lora.....	Southeast Missouri.....	10/19/13		Ralph Stewart.....	Southern Illinois.....	11/7/87
130.....	Justin Bowick.....	at Northwestern State.....	9/30/23		Calvin Pierce.....	Truman State.....	9/6/86
	Chris Wright.....	at Murray State.....	10/15/11	103.....	Quenton Rogers.....	at Tennessee State.....	10/12/24
	Roy Banks.....	Truman State.....	9/15/84		Justin Thomas.....	at Southeast Missouri.....	10/14/23
	Roger Holoman.....	Wayne State.....	9/18/82		Dennis Turner.....	Tennessee Tech.....	10/7/17
	Jerry Wright.....	Jackson State.....	11/27/82		Adam Drake.....	at Southern Illinois.....	9/7/13
129.....	Erik Lora.....	Towson.....	12/13/13		Ryan Voss.....	at Southeast Missouri.....	10/8/05
	Keiondre Gober.....	Tennessee Tech.....	11/2/13		Jason Cook.....	Illinois State.....	9/30/89
	Ryan Voss.....	Southeast Missouri.....	10/2/04		Calvin Pierce.....	at Western Kentucky.....	11/16/85
	Will Bumphus.....	Indiana State.....	9/21/02		DuWayne Pitts *.....	at Missouri State.....	10/27/84
128.....	Keiondre Gober.....	at Tennessee State.....	10/26/13		Darryon White *.....	Illinois State.....	9/4/82
	Chris Wright.....	at Central Arkansas.....	11/17/12		Otis Grant.....	at North Alabama.....	12/6/80
	Erik Lora.....	Jacksonville State.....	10/13/12	102.....	DeWayne Cooks.....	Jacksonville State.....	4/3/21
	Andre Raymond.....	at Hawai'i.....	8/31/02		Chris Wright.....	at Tennessee Tech.....	11/3/12
	Roy Banks.....	Northern Michigan.....	11/2/85		Kenny Whittaker.....	at Eastern Kentucky.....	10/9/10
127.....	Alexander Hollins.....	at Arkansas.....	9/1/18		Erik Lora.....	at UT Martin.....	9/18/10
	Scott McGhee.....	Truman State.....	9/23/78		Jason Cook.....	at Liberty.....	10/7/89
126.....	Roy Banks.....	Southern Illinois.....	10/13/84		James Warring.....	at Wayne State.....	10/28/78
125.....	Alexander Hollins.....	Tennessee Tech.....	10/7/17		Ray Schaljo.....	Northwood (Mich.) Univ.....	10/16/65
	Will Bumphus.....	Eastern Kentucky.....	11/18/00	101.....	CJ Nelson.....	at Gardner-Webb.....	11/9/24
	Roy Banks.....	Western Kentucky.....	11/10/84		Alexander Hollins.....	at Tennessee Tech.....	10/29/18
124.....	Robbie Lofton.....	Tennessee Tech.....	9/28/19		Lorence Ricks.....	at Southeast Missouri.....	9/19/09
	Aaron Gooch.....	Murray State.....	10/6/18		Will Bumphus.....	at Central Florida.....	10/2/99
	Ryan Voss.....	Tennessee Tech.....	11/12/05		Chris Szarka *.....	Middle Tennessee.....	11/16/96
	Jerry Wright.....	Southern Illinois.....	10/13/84		James Warring.....	at Northern Michigan.....	10/21/78
122.....	Rod Slaughter *.....	vs. Cal Poly.....	12/13/80	100.....	Alex Ginnever.....	Western Illinois.....	11/2/24
121.....	J.R. Taylor *.....	Western Kentucky.....	10/30/99		Terrance Gipson.....	Indiana State.....	9/7/24
	Jason Cook.....	at Western Kentucky.....	11/9/91		Dawanzel Hopson.....	at Jacksonville State.....	11/15/03
	Roy Banks.....	Murray State.....	11/29/86		Bob Jensen.....	at Truman State.....	10/11/69
120.....	Chris Wright.....	at Southern Illinois.....	11/11/11	* Indicates player was a running back			
	Jerry Wright.....	Ferris State.....	9/29/84				
119.....	Eli Mirza.....	UT Martin.....	10/7/24				
	Erik Lora.....	Tennessee Tech.....	11/2/13				
	Will Bumphus.....	at Tennessee State.....	11/2/02				
	Roy Banks.....	Missouri State.....	10/19/85				
118.....	DeAirious Smith.....	at Southeast Missouri.....	10/14/23				
	Alexander Hollins.....	Southeast Missouri.....	9/23/17				
	Jason Cook.....	at Northwestern State.....	9/9/89				
117.....	Roy Banks.....	Eastern Kentucky.....	12/6/86				
116.....	Tyler Ringwood.....	at Indiana State.....	8/28/21				
115.....	Keiondre Gober.....	Eastern Kentucky.....	9/28/13				
	Erik Lora.....	at Western Michigan.....	9/8/12				
114.....	Alexander Hollins.....	at UT Martin.....	10/28/17				
	Lorence Ricks.....	Illinois State.....	9/1/11				
	Lorence Ricks.....	Murray State.....	10/23/10				

DuWayne Pitts (1984-87) holds the EIU record for single season and career receptions by a running back...



TOP PERFORMANCES RECEIVING

151-200 YARD RECEIVING GAMES

199.....	Calvin Pierce.....	Southern Illinois.....	9/20/86
198.....	Erik Lora.....	at Northern Illinois.....	9/21/13
196.....	Jeff LePak.....	at UT Martin.....	11/23/13
195.....	Willie White.....	Missouri State.....	10/30/71
193.....	Roger Holoman.....	Central State.....	9/26/81
	Willie White.....	Illinois Chicago.....	9/30/72
186.....	Erik Lora.....	Illinois State.....	9/14/13
	Calvin Pierce.....	Saginaw Valley.....	9/21/85
183.....	Micah Rucker.....	Indiana State.....	9/9/06
180.....	Micah Rucker.....	Southeast Missouri.....	10/7/06
179.....	Roy Banks.....	at Grand Valley.....	9/1/84
178.....	Erik Lora.....	Southeast Missouri.....	11/10/12
	Jerry Wright.....	at Missouri State.....	11/6/82
	Mark O'Donnell.....	Central Michigan.....	10/24/70
177.....	Justin Bowick.....	at UT Martin.....	11/19/22
	Calvin Pierce.....	Eastern Kentucky.....	12/6/86
176.....	Adam Drake.....	Murray State.....	11/8/14
	Adam Drake.....	Illinois State.....	9/14/13
175.....	Frank Cutolo.....	at Toledo.....	9/16/00
	Rob Mehalic.....	Delaware State.....	11/21/81
172.....	Roy Banks.....	Northern Iowa.....	11/3/84
170.....	Scott McGhee.....	Northern Iowa.....	9/16/78
169.....	Micah Rucker.....	Tennessee Tech.....	8/30/07
	Jerry Wright.....	at Indiana State.....	9/8/84
168.....	Roy Banks.....	Winona State.....	11/1/86
167.....	Alexander Hollins.....	Indiana State.....	9/15/18
166.....	Calvin Pierce.....	at Truman State.....	9/7/85
163.....	Roy Banks.....	at Illinois State.....	8/30/86
162.....	Jerry Wright.....	at Truman State.....	9/24/83
160.....	Tad Heminger.....	at Milwaukee.....	10/2/65
157.....	Isaiah Hill.....	at UT Martin.....	10/19/19
	Jerry Wright.....	Southern Illinois.....	10/30/82
	James Warring.....	Truman State.....	9/23/78
156.....	Jerry Wright.....	Youngstown State.....	10/1/83
154.....	Roy Banks.....	Illinois State.....	10/6/84
	Jerry Wright.....	at Missouri State.....	10/27/84
153.....	Adam Drake.....	at Tennessee Tech.....	11/1/14
	Micah Rucker.....	at Murray State.....	10/13/07
152.....	Isaiah Hill.....	Southeast Missouri.....	11/16/19
151.....	Erik Lora.....	Southern Illinois.....	8/30/12
	Scott McGhee.....	at Youngstown State.....	10/7/78



Frank Cutolo (1998-2001) was the first Eastern Illinois wide receiver to post two 200-yard receiving days in his career.

200-PLUS YARD RECEIVING GAMES

291.....	Cooper Willman.....	at Gardner-Webb.....	11/9/24
269.....	Erik Lora.....	Murray State.....	9/22/12
239.....	Frank Cutolo.....	Tennessee State.....	10/27/01
238.....	Calvin Pierce.....	at Missouri State.....	10/25/86
225.....	Adam Drake.....	at UT Martin.....	11/23/13
217.....	Chris Wright.....	at Tennessee State.....	11/6/10
217.....	Frank Cutolo.....	Northern Iowa.....	12/1/01
215.....	Erik Lora.....	at UT Martin.....	10/6/12
207.....	Isaiah Hill.....	at Southeast Missouri.....	10/30/21
201.....	Ralph Stewart.....	Southern Illinois.....	10/8/88

DOUBLE 100+ YARD RECEIVING GAMES
















421.....	225.....	Adam Drake.....	at UT Martin.....	11/23/13
	196.....	Jeff LePak.....		
392.....	291.....	Cooper Willman.....	at Gardner-Webb.....	11/9/24
	101.....	CJ Nelson.....		
362.....	186.....	Erik Lora.....	Illinois State.....	9/14/13
	176.....	Adam Drake.....		
335.....	198.....	Erik Lora.....	at Northern Illinois.....	9/21/13
	137.....	Adam Drake.....		
331.....	186.....	Calvin Pierce.....	Saginaw Valley.....	9/21/85
	145.....	Roy Banks.....		
294.....	177.....	Calvin Pierce.....	Eastern Kentucky.....	12/6/86
	117.....	Roy Banks.....		
281.....	170.....	Scott McGhee.....	Northern Iowa.....	9/16/78
	111.....	James Warring.....		
280.....	151.....	Scott McGhee.....	Youngstown State.....	10/7/78
	149.....	James Warring.....		
277.....	167.....	Alexander Hollins.....	Indiana State.....	9/15/18
	110.....	Aaron Gooch.....		
270.....	149.....	Calvin Pierce.....	Murray State.....	11/29/86
	121.....	Roy Banks.....		
269.....	138.....	Adam Drake.....	Southeast Missouri.....	10/19/13
	131.....	Erik Lora.....		
257.....	154.....	Jerry Wright.....	Missouri State.....	10/27/84
	103.....	DuWayne Pitts.....		
256.....	132.....	Alexander Hollins.....	Murray State.....	10/6/18
	124.....	Aaron Gooch.....		
250.....	126.....	Roy Banks.....	Southern Illinois.....	10/13/84
	124.....	Jerry Wright.....		
248.....	129.....	Keiondre Gober.....	Tennessee Tech.....	11/2/13
	119.....	Erik Lora.....		
244.....	141.....	Cooper Willman.....	Tennessee State.....	10/12/24
	103.....	Quenton Rogers.....		
242.....	140.....	Chavar Watkins.....	at Tennessee Tech.....	11/3/12
	102.....	Chris Wright.....		
239.....	136.....	Erik Lora.....	at Southern Illinois.....	9/7/13
	103.....	Adam Drake.....		
231.....	120.....	Jerry Wright.....	Ferris State.....	9/29/84
	111.....	Roy Banks.....		
229.....	119.....	Roy Banks.....	Missouri State.....	10/19/85
	110.....	Willie Cain.....		
228.....	125.....	Alexander Hollins.....	Tennessee Tech.....	10/7/17
	103.....	Dennis Turner.....		
221.....	118.....	DeAirious Smith.....	at Southeast Missouri.....	10/14/23
	103.....	Justin Thomas.....		
210.....	106.....	Willie Cain.....	Truman State.....	9/6/86
	104.....	Calvin Pierce.....		

EIU & THE NFL DRAFT



EASTERN ILLINOIS PLAYERS SELECTED IN NFL DRAFT

• indicates played in NFL game

<u>Year</u>	<u>Player / Position</u>	<u>Team</u>	<u>Round / Pick</u>
1944	• Bill Glenn, QB	 Chicago Bears	19th (n/a)
1964	Rob Butler, RB	 Chicago Bears	16th (n/a)
1966	Roger Haberer, QB	 Chicago Bears	19th (n/a)
1974	Nate Anderson, RB	 Washington Redskins	16th (411th)
1977	• Ted Petersen, C	 Pittsburgh Steelers	4th (93rd)
1980	Tom Pettigrew, OT	 Los Angeles Rams	8th (220th)
1983	• Jeff Christensen, QB	 Cincinnati Bengals	5th (137th)
1987	• Roy Banks, WR	 Indianapolis Colts	5th (114th)
1989	Dave Popp, OT	 New York Giants	7th (175th)
1993	• Brad Fichtel, C	 Los Angeles Rams	7th (179th)
1995	• Ray McElroy, CB	 Indianapolis Colts	4th (114th)
1999	• Chris Watson, CB	 Denver Broncos	3rd (67th)
2010	Otis Hudson, OT	 Cincinnati Bengals	5th (152nd)
2014	• Jimmy Garoppolo, QB	 New England Patriots	2nd (62nd)
2016	• Kamu Grugier-Hill, LB	 New England Patriots	6th (208th)

** Eastern Illinois quarterback Jimmy Garoppolo was selected in the 2nd round of the 2014 NFL Draft becoming the highest selected player from EIU. He was the first EIU player to attend the NFL Draft in New York City. Garoppolo poses for photos with NFL commissioner Roger Goodell and former New England Patriots All-Pro linebacker Willie McGinest. (Photo courtesy of the National Football League / Corry Rush).

FORMER PANTHERS IN THE NFL / OTHER PROFESSIONAL LEAGUES

Over the years Eastern Illinois football has sent a number of players on to play in several professional leagues in addition to the National Football League. This page lists former EIU players who have been drafted by the NFL, signed as free agents or appeared in another professional league. Players who appeared in at least one NFL regular-season contest have been listed on the prior pages with the teams they played for.

EASTERN ILLINOIS PLAYERS SIGNING NFL FREE AGENT CONTRACTS

• indicates played in NFL game

+ indicates signed to practice squad

Player.....	Team.....	Year
• Lenny High, End.....	Decatur Staleys.....	1920
Ed Soergel, QB.....	Cleveland Browns.....	1951
Lou Stivers, C.....	Detroit Lions.....	1951
• Ray Fisher, DT.....	Pittsburgh Steelers.....	1958
Steve Turk, QB.....	Green Bay Packers.....	1980
James Warring, WR.....	Oakland Raiders.....	1980
Jack Lafferty, C.....	Seattle Seahawks.....	1980
• Jeff Gossett, P.....	Kansas City Chiefs.....	1981
• Kevin Gray, FS.....	New Orleans Saints.....	1982
• Steve Parker, OT.....	Baltimore Colts.....	1983
Dirk Androff, TE.....	New York Jets.....	1983
• Robert Williams, DB.....	Pittsburgh Steelers.....	1984
Jerry Wright, FS.....	Tampa Bay Buccaneers.....	1985
• Evan Araposthathis, P.....	St. Louis Cardinals.....	1986
Tom Moskal, DT.....	St. Louis Cardinals.....	1986
• Mel Black, LB.....	New England Patriots.....	1986
• Sean Payton, QB.....	Chicago Bears.....	1987
• Chris Geile, OL.....	Detroit Lions.....	1987
• John Jurkovic, DT.....	Green Bay Packers.....	1990
Tim Lance, DB.....	Chicago Bears.....	1991
Duane Conway, OL.....	Indianapolis Colts.....	1995
John Moyer, DE.....	Indianapolis Colts.....	1997
• Bob Rosenstiel, TE.....	Los Angeles Raiders.....	1997
Dave Thomas, DT.....	Arizona Cardinals.....	2000
Kourtney Young, DB.....	Detroit Lions.....	2002
Frank Cutolo, WR.....	New Orleans Saints.....	2002
• Tony Romo, QB.....	Dallas Cowboys.....	2003
Nick Eller, TE.....	Baltimore Ravens.....	2004
# Pascal Matla, C.....	New Orleans Saints.....	2006
Kory Lothe, DE.....	St. Louis Rams.....	2006
+ Tristan Burge, SS.....	Green Bay Packers.....	2007
+ Micah Rucker, WR.....	Pittsburgh Steelers.....	2008
• Pierre Walters, LB.....	Kansas City Chiefs.....	2009
Austin Signor, K.....	New York Giants.....	2010
+ Chris Campbell, OT.....	Green Bay Packers.....	2010
Mike Garrity, OT.....	Chicago Bears.....	2012
Roosevelt Holliday, DL.....	New York Jets.....	2013
Erik Lora, WR.....	Minnesota Vikings.....	2014
Adam Drake, WR.....	Kansas City Chiefs.....	2015
• Alexander Hollins, WR.....	Minnesota Vikings.....	2019

** List includes first team that a player signed a free agent contract with.

Bold indicates player was active in NFL during 2020 season

Pascal Matla played in NFL Europe for the 2006-07 season.

EASTERN ILLINOIS PLAYERS IN THE CANADIAN FOOTBALL LEAGUE

Player.....	Team.....	Year
Ed Soergel, QB.....	Toronto Argonauts.....	1951
Poke Cobb, RB.....	Toronto Argonauts.....	1980
Pete Catan, DE.....	Winnipeg Blue Bombers.....	1981
Scott McGhee, WR.....	Toronto Argonauts.....	1981
Kevin Gray, FS.....	Ottawa Rough Riders.....	1983
Sean Payton, QB.....	Ottawa Rough Riders.....	1987
Cameron Brosseau, OT.....	Toronto Argonauts.....	1994
Brad Fichtel, C.....	Memphis Mad Dogs.....	1995
Chris Szarka, FB.....	Saskatchewan Rough Riders.....	1997
Dave Thomas, LB.....	Hamilton Tiger-Cats.....	2002
Kourtney Young, CB.....	Hamilton Tiger-Cats.....	2003
Frank Cutolo, WR.....	Ottawa Rough Riders.....	2003
Andrew Manley, QB.....	Montreal Alouettes.....	2015
Alexander Hollins, WR.....	BC Lions.....	2022

** Lists first team and year that player appeared in CFL.

EASTERN ILLINOIS PLAYERS IN ARENA FOOTBALL LEAGUE OR INDOOR FOOTBALL LEAGUE (IFL)

Player.....	Team.....	Year
Sean Payton, QB.....	Chicago Blitz.....	1987
John Moyer, DT.....	Florida Bobcats.....	1999
Ethan Banning, DE.....	Grand Rapids Rampage.....	2000
Ryan Shuff, OG.....	Houston Thunderbears.....	2000
Phil Taylor, WR.....	Toronto Phantoms.....	2001
Dave Thomas, LB.....	Detroit Fury.....	2001
Anthony Buich, QB.....	Grand Rapids Rampage.....	2004
Nick Allison, DB.....	Orlando Predators.....	2008
Terrence Sanders, DB.....	Arizona Rattlers.....	2010
Mich Rucker, WR.....	Chicago Rush.....	2011
Pierre Walters, DL.....	Chicago Rush.....	2012
Mike Garrity, OL.....	Iowa Barnstormers.....	2013
Jourdan Wickliffe, DB.....	Cedar Rapids Titans.....	2017
Robert Haynes, LB.....	Cedar Rapids Titans.....	2017
Adolphus Barnes, OL.....	Nebraska Danger.....	2019

** Lists first team and year that player appeared in AFL or IFL

EASTERN ILLINOIS PLAYERS IN THE USFL

Player.....	Team.....	Year
Steve Turk, QB.....	Denver Rush.....	1983
Pete Catan, DE.....	Houston Gamblers.....	1983
Scott McGhee, WR.....	Houston Gamblers.....	1984
Kevin Gray, FS.....	Jacksonville Bulls.....	1984
Jeff Gossett, P.....	Chicago Blitz.....	1984
Randy McCue, DB.....	Memphis Showboats.....	1984

The USFL existed as a spring football league started in 1983 in several major markets across the country. It rivaled the NFL in its early ability to sign marquee players to its rosters. The league attempted to go head-to-head with the NFL in 1985 and quickly folded. Pete Catan was an All-League performer in 1984 for the Houston Gamblers.

FORMER PANTHERS IN THE NFL

EASTERN EARNS TITLE OF 'CRADLE OF COACHES' IN THE NATIONAL FOOTBALL LEAGUE

From 2006-2008, Eastern Illinois University held the distinction of being the new 'Cradle of Coaches' in the National Football League with three alumni serving as head coaches in the NFL and four more former players serving as assistant coaches.

In 2006 and 2007, EIU was matched with USC and San Diego State as the only three universities with three current NFL head coaches as alumni. In 2008 that number was trimmed down to just USC and EIU having three head coaches. In 2010 EIU once again was the "NFL Cradle of Coaches" as Mike Shanahan took over as head coach of the Washington Redskins.

Former All-American quarterback Sean Payton, Class of 1987, became the newest member of the distinguished club when he was named head coach of the New Orleans Saints early in 2006. He was an All-American quarterback with Eastern from 1983-86, and threw for a school record 10,655 yards. He still holds 11 single game, season and career passing records. In 2006 he was named the NFL Coach of the Year guiding the Saints to the NFC Championship game. In 2009 he led New Orleans to the Super Bowl Championship defeating the Indianapolis Colts.

Brad Childress, a 1988 graduate, was named head coach of the Minnesota Vikings, following the 2005 season. In 2008 Childress led the Vikings to the NFC North Division championship and in 2009 he led the Vikings to the NFC Championship game where they lost to fellow EIU alumnus Sean Payton and the New Orleans Saints. Childress was released from his contract with the Vikings midway through the 2010 season.

Mike Shanahan, Class of 1974, is the most recognized alumni who has served as a head coach. He led the Denver Broncos to a pair of Super Bowl championships in 1998 and 1999. He was a quarterback with the Panthers in the early 1970s, and then returned as offensive coordinator for the EIU team that won the 1978 NCAA Division II National Championship.

Mike Heimerdinger, Class of 1974, was the offensive coordinator with the Tennessee Titans helping guide the team to a 13-3 record and AFC South Division title in 2008. A former three year letter winner for the Panther baseball team, he still holds the school career stolen base record.

Greg McMahon, Class of 1983, is an assistant special teams coach, with the New Orleans Saints.

John Teerlinck, Class of 1980, was the defensive line coach for the Indianapolis Colts. Teerlinck earned a masters at EIU as an assistant coach for the 1978 NCAA Division II National Championship team.

Eastern Illinois has been an NCAA Division I football program since 1981 but its relationship with the National Football League dates back to the early 1920's. Lenny High a former EIU Panther football player was a member of the 1920 Decatur Staleys and teammate of George Halas. The Staleys preceded the modern day Chicago Bears with High appearing in one game.

The Panthers have been well represented in the NFL with pro-bowl selections Jeff Gossett (Oakland Raiders) and Tony Romo (Dallas Cowboys) to Super Bowl Champions in Ted Petersen (Pittsburgh), Jimmy Garoppolo (New England) and Kamu Grugier-Hill (Philadelphia).

Sean Payton

*Denver Broncos
Head Coach*

Payton, a former EIU All-American, was hired by New Orleans in 2006. He made an immediate impact in 'post Katrina' New Orleans guiding the Saints to the NFC Championships game in 2006. He was named the NFL Coach of the Year for his efforts that season. In 2009 he led the Saints to a Super Bowl Championship. He enters his second season as the head coach with the Denver Broncos



Brad Childress

*Former Head Coach
Minnesota Vikings*


Childress earned his first head coaching job with Minnesota in 2006 after several seasons as a top assistant in Philadelphia. In 2008 & 2009 Childress led the Vikings to the NFC North title. In 2007 Childress coached NFL Rookie of the Year Adrian Peterson.



Mike Shanahan

*Former Head Coach
Denver Broncos
Washington Redskins*

Mike Shanahan had a highly successful NFL head coaching career in Washington and Denver. He was a two-time Super Bowl Champion coach with the Denver winning the Lombardi Trophy with Denver in 1998 and 1999. He was an assistant coach on the Panthers 1978 NCAA Division II National Championship team.





Tony Romo

*Former Dallas Cowboys
Quarterback
CBS Analyst*

Romo was a free agent signee with the Dallas Cowboys in 2003. He started his first game with the Cowboys in 2006 earning All-Pro honors in 2006 and 2007 after guiding the team to back-to-back NFC playoff appearances including an NFC East title in 2007. He was also an All-Pro following the 2009 & 2014 seasons.

Photo - Dallas Cowboys



Jimmy Garoppolo

*Los Angeles Rams (2024)
Quarterback*

Garoppolo was a 2nd round draft pick in 2014 and appeared in a handful of games during his rookie season with the Patriots. He was the back-up quarterback as New England won the Super Bowl in February 2015 & 2017. In 2019 he led San Francisco the NFC Championship and Super Bowl appearance. Garoppolo spent the 2023 season with the Las Vegas Raiders and was signed as a free agent in 2024 by the Los Angeles Rams.

Photo - San Francisco 49ers



Kamu Grugier-Hill

*Minnesota Vikings (2024)
Linebacker*

Grugier-Hill was drafted in 2016 NFL Draft by the New England Patriots. He was released prior to the start of the 2016 but quickly signed by the Philadelphia Eagles where he played during the 2017 season. Grugier-Hill won a Super Bowl title with the Eagles. He played with the Miami Dolphins, Houston Texans, Arizona Cardinals and Carolina Panthers in his career.

Photo - Philadelphia Eagles



Ryan Pace

*Atlanta Falcons
Director of Player Personnel*

Former Eastern Illinois player Ryan Pace was hired as the general manager of the Chicago Bears in the spring of 2015. Pace worked in the player personnel department for the New Orleans Saints prior to getting the Bears top position. Pace now serves as the Director of Player Personnel with the Atlanta Falcons

Photo - Bill Smith Photography



Tim Kelly

*New York Giants
Tight Ends Coach*

Former Eastern Illinois player Tim Kelly was elevated to the offensive coordinator position with the Houston Texans after spending five previous seasons on the team's offensive staff. Kelly helped the team win the 2019 AFC South Division while advancing to the second round of the NFL playoffs. Kelly has since served as the OC with the Tennessee Titans and is now on the staff New York Giants as the tight ends coach.

Photo - Houston Texans



Alexander Hollins

*Cleveland Browns
Wide Receiver*

Former Eastern Illinois player Alexander Hollins made his NFL debut late in 2019 season as a member of the Minnesota Vikings. After signing as an undrafted free agent, Hollins was released during the preseason but signed to the practice squad. He was activated late in the regular season and played in both of Minnesota's NFL playoff games during the 2019 season. He ended the 2020 season with the Cleveland Browns and now plays in the Canadian Football League.

Photo - Minnesota Vikings



Mike Heimerdinger

Former Assistant Coach Tennessee Titans

Mike Heimerdinger previously served as the offensive coordinator of the Tennessee Titans. He helped the team win the AFC South Division title in 2008. Heimerdinger played baseball at Eastern Illinois before joining the football coaching profession.



Greg McMahon

Assistant Coach New Orleans Saints

Greg McMahon was promoted to special teams coordinator for the Saints in 2009. He enters his third season with the team. McMahon was a defensive back on Eastern Illinois 1978 NCAA Division II National Championship team.



John Teerlinck

Assistant Coach Indianapolis Colts

John Teerlinck has been a defensive line coach with Indianapolis for eight years. Teerlinck earned a masters degree at EIU while serving as an assistant for the 1978 NCAA Division II National Championship team.



Randy Melvin

Former Assistant Coach Cleveland Browns

Randy Melvin recently served as the defensive line coach for the Cleveland Browns on Romeo Crennel's staff. Melvin was an All-American defensive lineman at EIU and returned to the college ranks as a coach for the 2009 season.



Ken Baker

NFL Replay Official


Ken Baker currently works as an NFL replay official after several years as an NFL referee. He worked the 2008 Super Bowl and served one year as EIU's interim athletic director. He is a former Panther baseball player.



Lenny High

Decatur Staleys

Lenny High was the first EIU player to play in the NFL. He was a member of the 1920 Decatur Staleys appearing in one game at end. He was a teammate of George Halas. The Staleys would later become the modern day Chicago Bears.



Bill Glenn

Chicago Bears

Bill Glenn played quarterback for the Bears in 1944 appearing in four games for the team. He was a two-year member of the team after earning Little All-American honors at Eastern Illinois.



Ray Fisher

Dallas Cowboys

Ray Fisher played tackle for two seasons for the Pittsburgh Steelers. In 1960 he would become an original member of the Dallas Texans playing defensive tackle.



Ted Petersen

Pittsburgh Steelers


Ted Petersen enjoyed a ten year NFL career playing center and offensive line for Pittsburgh, Cleveland and Indianapolis. He won Super Bowl rings in 1979 and 1980 as a member of the Steelers. He ended his career in 1987.



Jeff Gossett

Oakland/Los Angeles Raiders


Jeff Gossett had a 15-year NFL career as a punter for Kansas City, Cleveland, Houston and the Oakland/Los Angeles Raiders. He was a Pro Bowl selection in 1991 averaging 44.2 yards per punt. Gossett ended his career in 1996.



Jeff Christensen

Cleveland Browns

Jeff Christensen was active on three NFL rosters as a quarterback for the Cincinnati Bengals, Cleveland Browns and Philadelphia Eagles. He saw action for both the Browns and Bengals ending his career with Cleveland in 1987.



Kevin Gray

New Orleans Saints

Kevin Gray played one season for the New Orleans Saints as a corner back and special teams player. He appeared in eight games in the 1982 season.

FORMER PANTHERS IN THE NFL



Steve Parker

Baltimore/Indianapolis Colts

Steve Parker played defensive end for the Colts for two seasons. He appeared in 16 games in the teams final season in Baltimore in 1983 and nine games in their first season in Indianapolis in 1984.



Robert Williams

Pittsburgh Steelers


Robert Williams played briefly with the Pittsburgh Steelers appearing in two games during the 1984 season. He played safety and special teams.



Evan Araposthathis

St. Louis Cardinals

Evan Araposthathis appeared in five games as a punter for the St. Louis Cardinals football franchise in 1986. He averaged 38 yards per punt.



Mel Black

New England Patriots

Mel Black was a two-year member of the New England Patriots playing in six games at linebacker and special teams in the 1986 and 1987 seasons.



Chris Geile

Detroit Lions


Chris Geile (#71) appeared in three games during the strike season of 1987 playing offensive line for the Detroit Lions.



Roy Banks

Indianapolis Colts


Roy Banks enjoyed a two year career as a wide receiver for the Indianapolis Colts. He played in 15 games in the 1987 and 1988 seasons also seeing time as a kick returner.



John Jurkovic

Green Bay Packers

John Jurkovic played nine seasons in the NFL as a defensive tackle for the Green Bay Packers (1991-95), Jacksonville Jaguars (96-98) and Cleveland Browns (99). In 1993 he registered 5.5 sacks for the Packers.



Brad Fichtel

Los Angeles Rams


Brad Fichtel was a two year member of the Los Angeles Rams appearing in three games at center in 1994.



Ray McElroy

Indianapolis Colts

Ray McElroy had a six year NFL career as a defensive back for the Indianapolis Colts, Chicago Bears and Detroit Lions. He played from 1995-98 with the Colts before retiring in 2001 as a Detroit Lion.



Bob Rosenstiel

Oakland Raiders

Bob Rosenstiel played in four games for the Oakland Raiders in 1997 as part of a two year career at tight end and special teams.



Chris Watson

Buffalo Bills

Chris Watson played four seasons at corner back first for the Denver Broncos and last for the Buffalo Bills from 2000-02. He was on the Detroit Lions roster in 2003 and Green Bay Packers roster in 2004 but did not play.



Pierre Walters

Kansas City Chiefs

Pierre appeared in four games during his rookie season (2009) with the Kansas City Chiefs and is still on the Kansas City active roster listed as a top reserve at outside linebacker for the 2011 season.

ALL-TIME RECORD VERSUS ALL OPPONENTS

OPPONENTW-L-T ... LAST

Akron	3-3	1989
Arkansas	0-1	2018
Augustana (SD)	1-0	1980
Austin Peay	15-6	2021
Ball State	3-3	1960
Blackburn	4-1-1	1924
Boise State	0-1	1988
Bowling Green	0-1	2023
Bradley	0-3-1	1968
Brigham Young	0-1	2005
Bryant	1-0	2023
Butler	3-3	1979
UC Davis	1-0	1978
California (PA)	1-0	2003
Cal Poly	0-1	1980
Cameron (OK)	1-1	1977
Central Arkansas	0-2	2012
Central Florida	0-2	1999
Central Michigan	2-22	2008
Central Missouri	1-6	1976
Central State (OH)	6-2	1995
Charleston Southern	1-0	2024
Chattanooga	0-2	2022
Dayton	0-1	2021
Delaware	1-0	1978
Delaware State	1-0	1981
Delta State	1-1	1974
Eastern Kentucky	12-15	2019
Eastern Michigan	5-10	2004
Eastern Washington	1-0	1991
Elmhurst	2-0	1940
Emporia	0-1	1950
Eureka College	2-0	1937
Evansville	3-5	1972
Fairmont College	0-2	1970
Ferris State	6-2-1	1984
Florida Atlantic	2-0	2002
Gardner-Webb	0-1	2024
Grand Valley	2-0	1984
Hanover	0-2	1933
Hawai'i	0-3	2006
Hillsdale	0-2	1964
Hope College	0-2	1963
Idaho	1-0	1989
Illinois	0-3	2024
Illinois Chicago	8-0	1973
Illinois College	1-1	1936
Illinois State	43-60-9	2024
Illinois Wesleyan	0-5	1948
Indiana	0-1	2019
Indiana Central	5-3	1942
Indiana State	45-40-4	2024
Iowa	0-1	2010
Iowa State	0-1	1991
Jackson State	1-0	1982
Jacksonville State	6-12	2020
Kalamazoo College	1-1	1955
Kansas	0-1	1985
Kansas State	0-1	2002
Kentucky State	1-0	1982
Kentucky Wesleyan	1-0	2000
Liberty University	3-1	1989
Lincoln College	7-1-1	1928
Lincoln (MO)	0-1	1953
Lindenwood	1-2	2024

OPPONENTW-L-T ... LAST

Lock Haven	2-0	1994
Manchester	0-1	1942
Marshall	0-1	1992
McKendree	6-2	1938
McNeese	1-3	2023
Merom College	2-0	1925
Miami - Ohio	1-0	2016
Middle Tennessee	2-1	1998
Millikin	10-19-2	1948
Minnesota	0-1	2014
Missouri	0-1	2003
Missouri-Rolla	2-0	1975
Missouri State	13-5-1	1995
Montana	0-1	1989
Murray State	20-19	2022
Navy	0-1	1993
North Alabama	1-0	1980
Northeast Missouri	10-6	1987
Northern Colorado	1-0	1980
Northern Illinois	10-27-1	2022
Northern Iowa	6-14-1	1996
Northern Michigan	5-5	1986
Northwest Missouri	1-0	1951
Northwestern	0-3	2024
Northwestern State	4-1	2023
Northwood Institute	0-2	1966
Oakland City	5-0	1937
Ohio	0-1	2014
Penn State	0-1	2009
Pittsburg (KS) State	1-0	1996
Purdue	0-1	2007
Quantico Marines	0-1	1972
Quincy College	1-1	1950
Robert Morris (PA)	1-0	2023
Rose-Hulman	7-1-1	1928
Saginaw Valley	1-0	1985
Samford	4-1	2007
San Diego State	1-1	2013
San Jose State	0-1	1987
St. Joseph's (IN)	4-1	1998
St. Viator	3-4	1933
Shurtleff	6-7	1933
South Carolina	0-1	2021
South Dakota	3-0	1981
South Dakota State	0-1	2012
Southeast Missouri	18-14	2024
Southern Illinois	26-42-1	2014
Stephen F. Austin	0-1	1995
UT Martin	15-15	2024
Tennessee State	16-12	2024
Tennessee Tech	21-9	2024
Texas-El Paso	0-1	1994
Toledo	0-2	2000
Towson	0-1	2013
Wayne State	5-2	1979
Western Kentucky	10-5	2000
Western Illinois	22-42-4	2024
Western Michigan	1-1	2012
Wheaton College	0-2	1937
Winona State	1-0	1986
WI-Milwaukee	3-8	1974
WI-Stevens Point	1-1	1973
Wittenberg	0-1	1960
Youngstown State	4-9	1992

NCAA FCS Playoffs

2015 (First Round @ Cedar Falls, Iowa)
Northern Iowa def. Eastern Illinois, 53-17

2013 (Second Round @ Charleston, Ill.)
Eastern Illinois def. Tennessee State, 51-10

2013 (Quarterfinals @ Charleston, Ill.)
Towson def. Eastern Illinois, 49-39

2012 (First Round @ Brookings, SD)
South Dakota State def. Eastern Illinois, 58-10

2009 (First Round @ Carbondale, Ill.)
Southern Illinois def. Eastern Illinois, 48-7

2007 (First Round @ Carbondale, Ill.)
Southern Illinois def. Eastern Illinois, 30-11

2006 (First Round @ Charleston, Ill.)
Illinois State def. Eastern Illinois, 24-13

2005 (First Round @ Charleston, Ill.)
Southern Illinois def. Eastern Illinois, 21-6

2002 (First Round @ McComb, Ill.)
Western Illinois def. Eastern Illinois, 48-9

2001 (First Round @ Charleston, Ill.)
Northern Iowa def. Eastern Illinois, 49-43

2000 (First Round @ Missoula, Mont.)
Montana def. Eastern Illinois, 45-13

1996 (First Round @ Cedar Falls, Iowa)
Northern Iowa def. Eastern Illinois, 21-14

1995 (First Round @ Nacogdoches, Texas)
Stephen F. Austin def. Eastern Illinois, 34-29

1989 (First Round @ Moscow, Idaho)
Eastern Illinois def. Idaho, 38-21

1989 (Quarterfinals @ Missoula, Mont.)
Montana def. Eastern Illinois, 25-19

1986 (First Round @ Charleston, Ill.)
Eastern Illinois def. Murray State, 28-21

1986 (Quarterfinals @ Charleston, Ill.)
Eastern Kentucky def. Eastern Illinois, 24-22

1983 (First Round @ Terre Haute, Ind.)
Indiana State def. Eastern Illinois, 16-13 (2OT)

1982 (First Round @ Charleston, Ill.)
Eastern Illinois def. Jackson State, 16-13 (OT)

1982 (Quarterfinals @ Nashville, Tenn.)
Tennessee State def. Eastern Illinois, 20-19
win later vacated due to use of ineligible player

Division II Playoffs

1978 (National Champions)
Eastern Illinois def. UC Davis, 35-31
Eastern Illinois def. Youngstown State, 26-22
Eastern Illinois def. Delaware, 10-9

1980 (National Runners-up)
Eastern Illinois def. Northern Colorado, 21-14
Eastern Illinois def. Northern Alabama, 56-31
Cal Poly def. Eastern Illinois, 21-13

EASTERN ILLINOIS VS. THE FBS



Year.....	Opponent	Conference *	Result
1984.....	at Toledo.....	Mid-American.....	L 17-38
1985.....	at Kansas.....	Big 12.....	L 20-44
1987.....	at San Jose State.....	Western Athletic.....	L 3-24
1987.....	at Akron.....	Independent.....	L 10-24
1989.....	at Akron.....	Independent.....	W 27-17
1990.....	at Northern Illinois.....	Independent.....	L 17-28
1991.....	at Iowa State.....	Big 12.....	L 13-42
1993.....	at Navy.....	Independent.....	L 10-31
1994.....	at Texas El Paso.....	Western Athletic.....	L 20-22
1994.....	at Northern Illinois.....	Independent.....	L 17-49
1996.....	at Western Michigan.....	Mid-American.....	W 28-20
1998.....	at Central Florida.....	Independent.....	L 0-48
1998.....	at Northern Illinois.....	Mid-American.....	W 24-10
1999.....	at Central Michigan.....	Mid-American.....	L 17-33
1999.....	at Hawaii.....	Western Athletic.....	L 27-31
1999.....	at Central Florida.....	Independent.....	L 21-31
2000.....	at Toledo.....	Mid-American.....	L 26-31
2001.....	at San Diego State.....	Mountain West.....	L 7-40
2002.....	at Hawaii.....	Western Athletic.....	L 36-61
2002.....	at Kansas State.....	Big 12.....	L 13-63
2003.....	at Missouri.....	Big 12.....	L 0-37
2004.....	at Eastern Michigan.....	Mid-American.....	W 31-28
2005.....	at BYU.....	Mountain West.....	L 10-45
2006.....	at Illinois.....	Big Ten.....	L 17-42
2006.....	at Hawaii.....	Western Athletic.....	L 9-44
2007.....	at Purdue.....	Big Ten.....	L 6-52
2008.....	at Central Michigan.....	Mid-American.....	L 12-31
2008.....	at Illinois.....	Big Ten.....	L 21-47
2009.....	at Penn State.....	Big Ten.....	L 3-52
2010.....	at Iowa.....	Big Ten.....	L 7-37
2011.....	at Northwestern.....	Big Ten.....	L 21-42
2012.....	at Western Michigan.....	Mid-American.....	L 21-52
2013.....	at San Diego State.....	Mountain West.....	W 40-19
2013.....	at Northern Illinois.....	Mid-American.....	L 39-43
2014.....	at Minnesota.....	Big Ten.....	L 20-42
2014.....	at Ohio.....	Mid-American.....	L 19-34
2015.....	at Northwestern.....	Big Ten.....	L 0-41
2016.....	at Miami - Ohio.....	Mid-American.....	W 21-17
2017.....	at Northern Illinois.....	Mid-American.....	L 10-38
2018.....	at Arkansas.....	Southeastern.....	L 20-55
2019.....	at Indiana.....	Big Ten.....	L 0-52
2021.....	at South Carolina.....	Southeastern.....	L 0-46
2022.....	at Northern Illinois.....	Mid-American.....	L 27-34
2023.....	at Bowling Green.....	Mid-American.....	L 15-38
2024.....	at Illinois.....	Big Ten.....	L 0-45
2024.....	at Northwestern.....	Big Ten.....	L 7-31
			6-41 all-time

* indicates conference school was a member of when facing EIU



EIU head coach Bob Spoo and Penn State head coach Joe Paterno meet prior to the 2010 contest... Quarterback Tony Romo faces Kansas State in 2002...



PRE-NCAA DIVISION I YEARLY RESULTS

1899 Otis Caldwell, head coach 0-2 1900 Otis Caldwell, head coach 3-3 1901 Otis Caldwell, head coach 6-0-3 W .28-0 Illinois State W .16-0 Indiana State 1902 Thornton Smallwood, head coach 2-4 W .21-0 at Indiana State L 0-10 Indiana State N15... L 0-10 at Northern Illinois 1903 Thomas Briggs, head coach 4-3-2 L 0-5 Rose Poly L 0-5 at Rose Poly L 0-12 Millikin N14... W .29-0 Northern Illinois 1904 Joseph Brown, head coach 6-1-1 W .12-6 Indiana State W .6-0 at Millikin T 5-5 at Indiana State W .16-2 Rose Poly W .4-0 Millikin L 0-12 at Rose Poly 1905 Joseph Brown, head coach 2-5-1 W .27-0 Rose Poly L 0-33 at Millikin L 0-22 at Rose Poly N3... L 4-6 Illinois State L 0-4 Millikin W .11-0 at Indiana State 1906 Joseph Brown, head coach 3-1-1 T 0-0 Rose Poly W .11-0 at Indiana State L 0-17 at Millikin O27... W .11-6 Illinois State W .23-0 Indiana State 1907 Joseph Brown, head coach 3-1-3 T 0-0 at Rose Poly W .32-5 at Indiana State N16... T 6-6 at Illinois State 1908 Joseph Brown, head coach 6-2-1 W .4-0 Rose Poly O17... L 0-31 at Illinois State 1909 Joseph Brown, head coach 0-3 L 0-75 at Rose Poly 1910 Harold Railsback, head coach 2-3-1 L 0-41 Rose Poly 1911 Charles Lantz, head coach 4-2 L 3-11 at Rose Poly L 0-18 Millikin 1912 Charles Lantz, head coach 6-1 S28... W .44-0 Danville (HS) O5.... L 3-45 at Rose Poly O12... W .16-0 Shurtleff O26... W .43-14 Rose Poly N2.... W .28-0 Lincoln N9.... W .38-7 at Millikin N16... W .32-3 at Illinois State	1913 Charles Lantz, head coach 6-2 W .6-0 Millikin O31... W .54-12 at Southern Illinois N15... W .26-7 Illinois State 1914 Charles Lantz, head coach 8-0-1 W .32-6 Rose Poly O23... W .25-7 at Southern Illinois N14... W .13-6 at Illinois State T 3-3 at Millikin 1915 Charles Lantz, head coach 2-2-1 O22... L 0-41 at Southern Illinois N3.... T 0-0 Illinois State L 0-34 at Rose Poly 1916 Charles Lantz, head coach 4-3 N10... W .19-7 Southern Illinois N11... W .24-7 at Illinois State L 0-40 Millikin 1917 Charles Lantz, head coach 4-1-1 W .69-6 Illinois College T 0-0 Illinois Wesleyan N9.... W .24-0 Southern Illinois N17... W .13-7 Illinois State L 7-55 Millikin W .35-0 St. Viator 1918 No contests played 1919 Charles Lantz, head coach 3-5-1 S30... W .53-0 Hillsboro (HS) O4.... L 0-4 at Shurtleff O11... L 0-25 at Rose Poly O17... L 12-14 Illinois Wesleyan O25... W .53-0 McKendree N1.... W .26-0 at Lincoln N8.... L 0-32 Millikin N14... W 0-0 Blackburn N27... L 6-14 St. Viator played on Thanksgiving Day 1920 Charles Lantz, head coach 2-3 O2.... L 0-32 Shurtleff O15... W .18-3 Lincoln O22... L 0-28 at Blackburn N6.... L 7-20 Illinois State N18... W .81-0 Merom (IN) 1921 Charles Lantz, head coach 2-5-1 S30... L 3-74 Illinois Wesleyan O7.... T 0-0 Rose Poly O14... W .59-6 Blackburn O21... L 3-6 Shurtleff O29... W .28-0 Rose Poly N5.... L 3-42 at Illinois State N18... L 0-2 at Southern Illinois N24... L 6-14 Lincoln 1922 Charles Lantz, head coach 4-0-2 S30... W .7-0 Rose Poly O7.... W .25-13 Blackburn O14... T 0-0 Shurtleff O20... W .28-12 at Southern Illinois N4.... T 0-0 Illinois State N11... W .3-0 Lincoln 1923 Charles Lantz, head coach 4-2-2 S29... W .15-0 Blackburn O6.... L 10-12 at Millikin O13... W .14-13 McKendree O20... T 0-0 at Shurtleff O27... W .16-0 at Indiana State N3.... L 0-13 at Illinois State N10... T 0-0 Lincoln N17... W .23-0 Southern Illinois	1924 Charles Lantz, head coach 6-2 O4.... L 0-26 at Millikin O11... W .45-0 Blackburn O18... W .15-0 Shurtleff O25... L 0-17 at McKendree later forfeited to EIU N1.... W .3-0 Illinois State N8.... W .25-13 Indiana State N14... L 0-7 at Southern Illinois N21... W .7-0 Lincoln 1925 Charles Lantz, head coach 4-3-1 O3.... W .9-3 Merom (IN) O10... W .7-0 Rose Poly O17... W .60-0 Oakland City O24... L 7-23 Shurtleff O31... W .7-0 at Illinois State N7.... L 0-13 at Evansville N14... T 16-16 at Indiana State N26... L 3-21 at Millikin 1926 Charles Lantz, head coach 3-5-1 O2.... T 0-0 Indiana State O9.... L 0-40 at Millikin O16... L 7-14 at Evansville O23... L 7-20 Shurtleff O30... W .14-0 at Rose Poly N6.... L 9-19 Saint Louis (Freshmen) N13... L 0-23 at Southern Illinois N19... W .7-0 Lincoln N25... W .12-0 Illinois State played Thanksgiving Day 1927 Charles Lantz, head coach 5-2 O1.... W .6-0 at Illinois State O8.... L 0-13 at Shurtleff O15... W .25-0 Evansville O22... W .26-0 Rose Poly O29... L 6-7 at Indiana State N12... W .14-2 Southern Illinois N19... W .33-13 Lincoln 1928 Charles Lantz, head coach 7-0-1 O6.... T 12-12 Millikin O13... W .30-7 Shurtleff O20... W .19-0 Indiana State O27... W .39-2 at Rose Poly N3.... W .26-0 at St. Viator N10... W .19-0 Illinois State N17... W .18-0 at Southern Illinois N24... W .75-0 Lincoln 1929 Charles Lantz, head coach 6-1 S20... W .33-0 at Illinois State O5.... L 0-13 Millikin O12... W .19-12 at Shurtleff O19... W .19-0 McKendree N2.... W .7-6 at Indiana State N16... W .9-6 Southern Illinois N22... W .6-0 St. Viator 1930 Charles Lantz, head coach 6-1-1 O4.... W .15-0 Illinois State O10... W .26-0 Shurtleff O17... T 0-0 at Bradley O24... W .23-0 at McKendree O31... W .34-0 Indiana State N7.... W .13-0 at St. Viator N14... L 0-2 at Southern Illinois N21... W .23-0 Western Illinois 1931 Charles Lantz, head coach 3-4 S26... W .24-0 Shurtleff O3.... W .73-0 Indiana Central O10... L 0-6 Indiana State O17... L 0-6 Southern Illinois O24... L 0-25 Millikin N7.... L 9-14 St. Viator N14... W .7-6 at Illinois State	1932 Charles Lantz, head coach 1-7 O1.... L 13-14 Shurtleff O8.... L 0-39 at Illinois State O15... W .12-6 Indiana State O22... L 0-40 Millikin O29... L 0-26 St. Viator N5.... L 6-50 McKendree N19... L 0-25 Southern Illinois N24... L 0-20 at Hanover played Thanksgiving Day 1933 Charles Lantz, head coach 1-8 S30... L 7-14 Indiana Central O7.... W .28-6 Shurtleff O14... L 6-32 Illinois State O21... L 6-12 at Northern Illinois O28... L 6-19 Indiana State N4.... L 6-42 St. Viator N11... L 0-58 McKendree N18... L 0-19 Southern Illinois N24... L 0-33 Hanover 1934 Charles Lantz, head coach 3-4 O5.... W .39-0 at Oakland City O13... L 0-40 Millikin O20... W .19-0 Indiana State O27... W .7-3 Western Illinois N2.... L 6-13 at Southern Illinois N9.... L 0-13 at Illinois State N24... L 12-18 Northern Illinois 1935 Winfield Angus, head coach 1-7 O5.... W .19-6 Oakland City O12... L 13-32 Indiana State O19... L 0-13 Illinois State O26... L 0-3 at Western Illinois N2.... L 0-26 Illinois College N9.... L 2-18 Indiana Central N16... L 9-13 Southern Illinois N23... L 0-49 at Northern Illinois 1936 Gilbert Carson, head coach 4-4 O3.... L 0-7 Wheaton O10... W .19-7 Oakland City O17... W .12-0 at Indiana State O24... L 0-13 at Illinois State O31... W .12-6 Illinois College N7.... L 2-6 Western Illinois N13... L 7-13 at Southern Illinois N20... W .7-0 Eureka 1937 Gilbert Carson, head coach 3-4-1 S25... L 6-7 at Wheaton O2.... W .20-13 Indiana State O9.... W .39-0 Oakland City O16... W .48-0 at Eureka O23... T 0-0 Illinois State O30... L 6-24 Northern Illinois N6.... L 0-31 at Western Illinois N12... L 0-3 at Southern Illinois
---	--	---	--

PRE-NCAA I-AA YEARLY RESULTS

1938

Harold Ave, head coach 5-3
 O1..... L.....0-7at Northern Illinois
 O8..... W.....6-0Indiana Central
 O15..... W.....22-0McKendree
 O22..... L.....0-19at Illinois State
 O29..... L.....0-18Western Illinois
 N5..... W.....19-7at Indiana State
 N12..... W.....20-7Rose Poly
 N18..... W.....19-0Southern Illinois

1939

Gilbert Carson, head coach 4-3-1
 S30..... W.....16-0Indiana Central
 O7..... W.....9-0Elmhurst
 O14..... W.....6-0Millikin
 O21..... T.....0-0Illinois State
 O28..... L.....7-20at Western Illinois
 N4..... L.....6-7Indiana State
 N10..... W.....12-7at Southern Illinois
 N18..... L.....6-22Northern Illinois

1940

Gilbert Carson, head coach 6-1-1
 O1..... W.....7-6Indiana Central
 O5..... W.....19-6Elmhurst
 O12..... W.....12-8Millikin
 O19..... L.....12-30at Illinois State
 O22..... W.....20-7Western Illinois
 O26..... T.....7-7Indiana State
 N9..... W.....25-6Southern Illinois
 N16..... W.....12-0at Northern Illinois

1941

Gilbert Carson, head coach 0-7
 O4..... L.....6-19Indiana Central
 O11..... L.....6-19Indiana State
 O18..... L.....7-26Illinois State
 O25..... L.....0-25at Western Illinois
 N1..... L.....0-61Millikin
 N8..... L.....0-41at Southern Illinois
 N15..... L.....0-19Northern Illinois

1942

Clayton Miller, head coach 1-6
 S26..... L.....0-20Manchester
 O3..... L.....0-26Indiana State
 O10..... W.....7-0Indiana Central
 O17..... L.....0-32Illinois State
 O24..... L.....0-45Western Illinois
 O31..... L.....6-56Millikin
 N7..... L.....7-27Southern Illinois

1943

No contests played

1944

Charles Lantz, head coach 1-3
 S23..... W.....12-0Western Illinois
 S30..... L.....12-15at Southern Illinois
 O7..... L.....6-25at Northern Illinois
 O14..... L.....7-40Illinois Wesleyan

1945

James Goff, head coach 2-3-2
 O6..... L.....6-26Indiana State
 O13..... L.....12-7Butler
 O20..... T.....0-0Southern Illinois
 O27..... L.....0-20Illinois Wesleyan
 N3..... T.....6-6at Western Illinois
 N10..... L.....6-12at Illinois State
 N17..... W.....19-14Northern Illinois

1946

'Pat' O'Brien, head coach 2-6
 S28..... L.....12-19Butler
 O4..... L.....0-26at Northern Illinois
 O11..... W.....20-12Western Illinois
 O19..... W.....7-0Millikin
 O26..... L.....13-26Illinois State
 N2..... L.....0-20at Southern Illinois
 N9..... L.....0-13Indiana State
 N15..... L.....13-38at Murray State

1947

'Pat' O'Brien, head coach 2-6
 S27..... L.....13-14Eastern Kentucky
 O4..... L.....13-21at Ball State
 O11..... L.....13-14Indiana State
 O18..... L.....13-14Millikin
 O25..... W.....13-6Illinois State
 N8..... L.....6-25at Northern Illinois
 N15..... L.....13-33at Southern Illinois
 N22..... W.....19-0Western Illinois

1948

'Pat' O'Brien, head coach 7-3
 S18..... W.....19-6Saint Joseph
 S25..... L.....14-25at Eastern Kentucky
 O2..... W.....12-0Ball State
 O9..... W.....7-0at Western Illinois
 O16..... W.....15-6Northern Illinois
 O23..... W.....13-7at Illinois State
 O30..... L.....20-21Indiana State
 N6..... W.....27-7Millikin
 N13..... W.....38-0Southern Illinois
 N25..... L.....0-6Illinois Wesleyan +
 + - 'Corn Bowl' participant played Thanksgiving Day (Bloomington, Ill.)

1949

'Pat' O'Brien, head coach 3-5
 S24..... L.....13-19Quincy
 O1..... L.....6-12Saint Joseph
 O8..... W.....7-6Illinois State
 O22..... W.....26-13at Southern Illinois
 O29..... W.....33-0Indiana State
 N5..... L.....0-14Western Illinois
 N12..... L.....14-40at Northern Illinois
 N19..... L.....13-47at Ball State

1950

'Pat' O'Brien, head coach 5-3
 S23..... W.....35-6Ball State
 S30..... W.....28-25Quincy
 O7..... L.....0-18Emporia
 O14..... L.....21-23at Illinois State
 O21..... W.....47-0Indiana State
 N4..... W.....21-7Southern Illinois
 N11..... L.....0-13Western Illinois
 N18..... W.....34-13Northern Illinois

1951

Rex Darling, head coach 4-2-2 / 2-2-2
 S29..... L.....7-21Northern Illinois •
 O6..... W.....19-12Eastern Michigan •
 O13..... L.....27-59at Central Michigan •
 O19..... W.....28-21Northwest Missouri
 O27..... W.....47-19at Southern Illinois •
 N3..... T.....21-21Western Illinois •
 N10..... T.....28-28at Illinois State •
 N17..... W.....46-6Millikin
 • - IAC contest

1952

'Pat' O'Brien, head coach 2-7 / 1-5
 S27..... W.....28-19Millikin
 O4..... L.....13-18Scott Field
 O11..... L.....7-13at Eastern Michigan •
 O18..... L.....19-27Northeast Missouri
 O25..... L.....7-22Southern Illinois •
 N1..... L.....6-7Western Illinois •
 N8..... L.....0-41Central Michigan •
 N15..... L.....26-27Illinois State •
 N22..... W.....7-0at Northern Illinois •
 • - IAC contest

1953

'Pat' O'Brien, head coach 1-8 / 0-6
 S26..... L.....0-30Lincoln (MO)
 O3..... L.....6-33at Central Michigan •
 O10..... L.....6-34Eastern Michigan •
 O17..... L.....2-7Northeast Missouri
 O24..... W.....20-6Illinois-Chicago
 O31..... L.....0-6at Southern Illinois •
 N7..... L.....12-19Western Illinois •
 N14..... L.....0-20at Illinois State •
 N21..... L.....6-19Northern Illinois •
 • - IAC contest

1954

'Pat' O'Brien, head coach 2-6-1 / 1-4-1
 L.....7-40Indiana State
 L.....7-19Kalamazoo
 O2..... L.....0-60Central Michigan •
 O9..... L.....0-33at Eastern Michigan •
 W.....40-6Illinois-Chicago
 O30..... L.....6-20Southern Illinois •
 N6..... T.....13-13at Western Illinois •
 N13..... L.....7-13Illinois State •
 N20..... W.....28-9at Northern Illinois •
 • - IAC contest

1955

'Pat' O'Brien, head coach 3-6 / 1-5
 S24..... W.....15-0Kalamazoo
 O1..... L.....7-40at Evansville
 O8..... L.....13-16at Illinois State •
 O15..... L.....13-26at Southern Illinois •
 O22..... W.....33-13Indiana State
 O29..... L.....7-14Eastern Michigan •
 N5..... W.....14-0Northern Illinois •
 N12..... L.....14-48at Central Michigan •
 N19..... L.....7-13Western Illinois •
 • - IAC contest

1956

Keith Smith, head coach 2-7 / 2-4
 S22..... L.....7-14at Indiana State
 S29..... L.....13-46at Southeast Missouri
 O6..... W.....14-6Illinois State •
 O13..... L.....0-33Southern Illinois •
 O20..... L.....21-29Evansville
 O27..... L.....0-65at Eastern Michigan •
 N3..... W.....13-6at Northern Illinois •
 N10..... L.....7-38Central Michigan •
 N17..... L.....14-58at Western Illinois •
 • - IAC contest

1957

Ralph Kohl, head coach 0-8 / 0-6
 S21..... L.....0-14at Indiana State
 S28..... L.....0-41Southeast Missouri
 O5..... L.....20-27Northern Illinois •
 O12..... L.....6-27Southern Illinois •
 O19..... L.....0-39Eastern Michigan •
 O26..... L.....13-21Western Illinois •
 N2..... L.....6-61Central Michigan •
 N9..... L.....7-39at Illinois State •
 • - IAC contest

1958

Ralph Kohl, head coach 2-6 / 1-5
 S20..... W.....30-8Indiana State
 S27..... L.....6-21at Austin Peay
 O4..... L.....12-24at Northern Illinois •
 O11..... L.....8-29Southern Illinois •
 O18..... L.....0-33at Eastern Michigan •
 O25..... L.....0-34at Western Illinois •
 N1..... L.....8-27Central Michigan •
 N9..... W.....20-12Illinois State •
 • - IAC contest

1959

Ralph Kohl, head coach 3-5-1 / 1-4-1
 S19..... W.....7-6at Indiana State
 S26..... L.....8-12Austin Peay
 O3..... W.....12-8Ball State
 O10..... L.....6-38Northern Illinois •
 O17..... L.....0-7Southern Illinois •
 O24..... L.....8-28Western Illinois •
 O31..... W.....32-6Eastern Michigan •
 N7..... L.....0-26Central Michigan •
 N14..... T.....6-6Illinois State •
 • - IAC contest

1960

Ralph Kohl, head coach 2-7 / 1-5
 S17..... W.....14-0Indiana State
 S24..... L.....0-27at Wittenberg (OH)
 O1..... L.....6-14at Ball State
 O8..... L.....20-28at Northern Illinois •
 O15..... L.....8-52Southern Illinois •
 O22..... W.....8-0at Eastern Michigan •
 O29..... L.....6-43at Western Illinois •
 N5..... L.....12-35Central Michigan •
 N12..... L.....6-26Illinois State •
 • - IAC contest

1961

Ralph Kohl, head coach 4-3-1 / 3-2-1
 S23..... W.....23-20at Indiana State
 S30..... L.....0-18Illinois State •
 O7..... L.....16-20Ferris State
 O14..... T.....20-20Northern Illinois •
 O21..... L.....6-34Southern Illinois •
 O28..... W.....20-14Eastern Michigan •
 N4..... W.....12-0Western Michigan •
 N11..... W.....22-13Central Michigan •
 • - IAC contest

1962

Ralph Kohl, head coach 1-7 / 0-5
 S22..... W.....13-0Indiana State
 S29..... L.....0-6Illinois State •
 O6..... L.....0-28at Bradley
 O13..... L.....0-21at Northern Illinois •
 O20..... L.....7-28Hope College
 O27..... L.....0-14at Eastern Michigan •
 N3..... L.....0-44at Western Illinois •
 N10..... L.....23-35Central Michigan •
 • - IAC contest

1963

Ralph Kohl, head coach 2-7 / 1-3
 S21..... L.....6-14at Indiana State
 S28..... L.....14-28Central State (OH)
 O5..... L.....15-35at Central Michigan •
 O12..... W.....14-13at Illinois State •
 O19..... W.....20-6Ferris State
 O26..... L.....0-43Northern Illinois •
 N2..... L.....7-14at Hillsdale
 N9..... L.....6-15at Hope College
 N16..... L.....7-22Western Illinois •
 • - IAC contest

1964

Ralph Kohl, head coach 3-6 / 1-3
 S19..... L.....14-25Indiana State
 S26..... W.....27-26at Central State (OH)
 O3..... W.....17-14Central Michigan •
 O10..... L.....7-8WI-Milwaukee
 O17..... L.....23-25Illinois State •
 O24..... L.....14-35at Northern Illinois •
 O31..... L.....14-41Hillsdale
 N7..... W.....27-6at Ferris State
 N14..... L.....14-30at Western Illinois •
 • - IAC contest

1965

Clyde Biggers, head coach 3-5 / 1-3
 S18..... L.....0-17at Indiana State
 S25..... W.....35-22Ferris State
 O2..... W.....28-24at WI-Milwaukee
 O9..... W.....8-7at Illinois State •
 O16..... L.....7-42Northwood Institute
 O23..... L.....8-28Western Illinois •
 O30..... L.....11-20Northern Illinois •
 N6..... L.....6-48at Central Michigan •
 • - IAC contest

1966

Clyde Biggers, head coach 1-6-1 / 1-1-1
 S17..... L.....0-32Indiana State
 S24..... L.....7-17at Ferris State
 O1..... L.....3-7WI-Milwaukee
 O8..... T.....0-0Illinois State •
 O15..... L.....27-34at Northwood Institute
 O22..... W.....16-6at Western Illinois •
 N5..... L.....10-30Central Michigan •
 N12..... L.....13-17at Eastern Michigan •
 • - IAC contest

PRE-NCAA I-AA YEARLY RESULTS

1967

Clyde Biggers, head coach..... 2-6-1 / 1-2
S16 ... L...6-41 ...at Indiana State
S23 ... L...6-31 ...at WI-Milwaukee
S30 ... L...12-28 ...Eastern Michigan
O7 ... L...0-21 ...at Central Michigan •
O14 ... L...28-27 ...at Illinois State •
O21 ... L...12-20 ...at Bradley
O28 ... L...12-7 ...Western Illinois •
N4 ... T...6-6 ...at Illinois-Chicago
N11 ... W...20-14 ...Wayne State
• - IIAAC contest

1968

Clyde Biggers, head coach..... 4-5 / 1-2
S14 ... L...0-23 ...Indiana State
S21 ... W...15-14 ...WI-Milwaukee
S28 ... L...0-6 ...Fairmont State
O5 ... L...16-23 ...Central Michigan •
O12 ... L...14-41 ...at Illinois State •
O19 ... L...28-37 ...Bradley
O26 ... W...14-8 ...at Western Illinois •
N2 ... W...8-7 ...at Illinois-Chicago
N9 ... W...60-19 ...at Wayne State
• - IIAAC contest

1969

Clyde Biggers, head coach..... 2-7
S14 ... L...6-41 ...at Indiana State
S20 ... L...20-21 ...at WI-Milwaukee
S27 ... W...52-6 ...Illinois-Chicago
O4 ... L...14-41 ...Central Missouri
O11 ... W...8-7 ...at Northeast Missouri
O18 ... L...0-37 ...at Illinois State
O25 ... L...0-44 ...at Central Michigan
N1 ... L...6-44 ...Western Illinois
N8 ... L...14-24 ...Northern Michigan

1970

Clyde Biggers, head coach..... 2-8
S12 ... L...18-28 ...Indiana State
S19 ... W...19-14 ...WI-Milwaukee
S26 ... W...20-6 ...at Illinois-Chicago
O3 ... L...17-27 ...at Central Missouri
O10 ... L...14-28 ...Northeast Missouri
O17 ... L...20-29 ...Illinois State
O24 ... L...34-58 ...Central Michigan
O31 ... L...14-31 ...at Western Illinois
N7 ... L...22-35 ...at Northern Michigan
N14 ... L...12-35 ...at Fairmont State
First season at O'Brien Field

1971

Clyde Biggers, head coach..... 4-6
S11 ... W...27-10 ...WI-Stevens Point
S18 ... L...7-28 ...at Indiana State
S25 ... W...19-22 ...at WI-Milwaukee
O2 ... W...43-21 ...Illinois-Chicago
O9 ... L...6-17 ...at Illinois State
O16 ... W...19-14 ...Evansville
O23 ... L...14-47 ...at Central Michigan
O30 ... W...32-21 ...SW Missouri
N6 ... L...6-14 ...Western Illinois
N13 ... L...7-24 ...at Central Missouri

Poke Cobb (30) makes a run through the gap against Delaware in the 1978 NCAA Division II National Championship Game. EIU won 10-9 over the Blue Hens with Cobb rushing for 101 yards and a fourth quarter touchdown.



1972

Jack Dean, head coach..... 1-9
S16 ... L...14-17 ...Indiana State
S23 ... L...16-17 ...WI-Milwaukee
S30 ... W...28-13 ...at Illinois-Chicago
O7 ... L...11-38 ...Illinois State
O14 ... L...20-31 ...at Evansville
O21 ... L...0-63 ...Central Michigan
O28 ... L...37-41 ...at SW Missouri
N4 ... L...14-56 ...at Quantico Marines
N11 ... L...14-35 ...Central Missouri
N18 ... L...13-42 ...at Western Illinois

1973

Jack Dean, head coach..... 2-9
S8 ... L...20-21 ...at WI-Stevens Point
S15 ... L...0-17 ...Indiana State
S22 ... L...14-21 ...at WI-Milwaukee
S29 ... W...40-8 ...Illinois-Chicago
O6 ... L...17-47 ...at Delta State
O13 ... L...14-27 ...at Youngstown State
O20 ... L...0-17 ...at Illinois State
O27 ... W...34-14 ...Saint Joseph's (IN)
N3 ... L...10-14 ...Wayne State
N10 ... L...7-22 ...Northern Michigan
N17 ... L...13-56 ...Western Illinois

1974

Jack Dean, head coach..... 3-6-1
S7 ... L...14-19 ...at Central Missouri
S14 ... L...6-21 ...at Indiana State
S21 ... L...0-33 ...WI-Milwaukee
O5 ... L...3-28 ...at Western Illinois
O12 ... W...13-3 ...Delta State
O19 ... W...14-9 ...Illinois State
O26 ... T...10-10 ...at Ferris State
N2 ... L...3-13 ...Youngstown State
N9 ... W...17-0 ...Missouri-Rolla
N16 ... L...0-13 ...at Murray State

1975

John Konstantinos, head coach..... 3-5-2
S6 ... L...8-14 ...at Northern Iowa
S13 ... L...22-38 ...at Northern Michigan
S27 ... T...7-7 ...Southwest Missouri
O4 ... L...18-23 ...at Central Missouri
O11 ... L...0-37 ...at Tennessee Tech
O18 ... T...3-3 ...Western Illinois
O25 ... W...17-3 ...Ferris State
N8 ... W...24-14 ...at Missouri-Rolla
N15 ... W...14-6 ...Murray State
N22 ... L...13-31 ...Illinois State

1976

John Konstantinos, head coach..... 5-6
S4 ... W...17-16 ...Cameron
S11 ... W...24-14 ...at Northeast Missouri
S25 ... W...41-0 ...at Southwest Missouri
O2 ... W...41-14 ...Central Missouri
O9 ... L...14-41 ...Tennessee Tech
O16 ... L...10-14 ...at Western Illinois
O23 ... W...24-8 ...Central State (OH)
O30 ... L...10-30 ...Northern Michigan
N6 ... L...14-36 ...at Youngstown State
N13 ... L...27-28 ...at Butler
N20 ... L...8-13 ...Illinois State

1977

John Konstantinos, head coach..... 1-10
S3 ... L...0-20 ...at Illinois State
S10 ... L...7-10 ...Northeast Missouri
S17 ... L...21-31 ...at Northern Iowa
S24 ... L...24-25 ...at Central State (OH)
O1 ... L...14-28 ...Western Illinois
O15 ... L...10-31 ...at Cameron (OK)
O22 ... L...14-24 ...Wayne State
O29 ... L...13-31 ...Butler
N5 ... L...22-52 ...at Youngstown State
N12 ... L...7-35 ...at Murray State
N19 ... W...17-0 ...Evansville

1978

Darrell Mudra, head coach..... 12-2 / 3-2
S2 ... W...41-16 ...Central State (OH)
S9 ... W...42-3 ...at Butler
S16 ... W...38-22 ...Northern Iowa •
S23 ... W...29-12 ...Northeast Missouri
S30 ... L...16-17 ...at Akron •
O7 ... L...24-40 ...at Youngstown State •
O21 ... W...42-34 ...at Northern Michigan •
O28 ... W...34-14 ...at Wayne State
N4 ... W...42-7 ...Illinois State
N11 ... W...35-14 ...Murray State
N18 ... W...40-12 ...at Western Illinois •
N25 ... W...35-31 ...at California-Davis +
D2 ... W...26-22 ...Youngstown State +
D9 ... W...10-9 ...vs. Delaware +
• - AMCU contest
+ - NCAA II National Championship

NCAA II NATIONAL CHAMPIONSHIP

EIU 35 • UC Davis 31
November 25, 1978 • Davis, California

Leading just 14-10 at the half, the Panthers erupted for three third-quarter big-play touchdowns en route to a 35-31 first-round victory over California-Davis... in that quarter, Mark Campana returned a punt 72 yards for a TD, Scott McGhee caught a 42 yard halfback TD pass from Poke Cobb and Jeff Forster caught a 37 yarder from QB Steve Turk... earlier Turk (15-39-1 for 164 yards) had hit McGhee on a 25 yard TD pass... Cobb ran for 56 yards and caught three for 40 yards in addition to the TD pass... the Panthers' defense intercepted three passes and recovered three fumbles.

EIU 26 • Youngstown St. 22
December 2, 1978 • O'Brien Stadium

Mark Campana's game opening 90-yard-TD kickoff return set the tone as the Panthers knocked off Mid-Continent rival Youngstown State, 26-22, on a rainy and blustery day before an ABC-TV regional audience... trailing 22-14, Steve Turk hit James Warring for a 12 yard TD, pulling to 22-20... then on the first play following the kick-off, Tom Pettigrew recovered a fumble at the YSU 9... three plays later, Poke Cobb scored the winning TD at 4:04 from the 3 yard line... Warring, ABC-TV offensive "Player of the Game" caught 10 passes for 107 yards, while DE Pete Catan, with 10 tackles and two QB sacks, was defensive "Player of the Game"... DT Randy Melvin led with 17 tackles.

EIU 10 • Delaware 9
December 9, 1978 • Longview, Texas

The Panthers put the capstone on the most incredible season ever, winning the NCAA National Championship 10-9 in front of an ABC-TV national audience... EIU finished 12-2 after going 1-10 the previous year... Poke Cobb, who rushed for 101 yards, scored on a one yard TD run early in the fourth quarter to put the Panthers ahead but victory was not assured until Delaware's Brandt Kennedy missed a 45 FG with nine seconds... EIU's defense limited Delaware's vaunted Wing-T offense to just 155 yards rushing and forced five fumbles... LB Ray Jeske was in on 21 tackles... altogether the Panthers set 25 school records with Cobb, James Warring, and Pete Catan named All-Americans.

1979

Darrell Mudra, head coach..... 7-4 / 1-4
S1 ... W...24-15 ...South Dakota
S8 ... W...38-0 ...Butler
S15 ... W...58-21 ...Wayne State
S22 ... W...46-3 ...at Northeast Missouri
S29 ... W...22-14 ...at Southern Illinois
O6 ... L...7-10 ...Western Illinois •
O20 ... W...39-21 ...at Northern Michigan •
O27 ... L...7-10 ...at Northern Iowa •
N3 ... L...21-49 ...Youngstown State •
N10 ... W...24-0 ...at Illinois State
N17 ... L...16-27 ...Akron •
• - AMCU contest

1980

Darrell Mudra, head coach..... 11-3 / 4-0
S6 ... W...34-21 ...South Dakota
S13 ... L...35-37 ...at Southern Illinois
S20 ... L...0-14 ...at Indiana State
S27 ... W...41-7 ...Northeast Missouri
O4 ... W...31-14 ...Illinois State
O11 ... W...40-15 ...at Central State (OH)
O18 ... W...37-7 ...at Western Illinois •
O25 ... W...32-7 ...Youngstown State •
N1 ... W...35-28 ...at Northern Michigan •
N8 ... W...14-9 ...Northern Iowa •
N15 ... W...52-13 ...Augustana (SD)
N29 ... W...21-14 ...Northern Colorado +
D6 ... W...56-31 ...at North Alabama +
D13 ... L...13-21 ...vs. Cal Poly +
• - AMCU contest
+ - NCAA Division II National Runner-Up

NCAA II NATIONAL RUNNER-UP

EIU 21 • Northern Colorado 14
November 29, 1980 • O'Brien Stadium

The Panthers, ranked No. 1 in the nation and paced by a tenacious defense, held Northern Colorado to 144 yards and recorded 13 tackles for loss, including six QB sacks, in a 21-14 victory televised by ESPN... QB Chuck Wright threw a 13 yard TD pass to Scott McGhee and then scored on a one yard run... DT Randy Melvin had 11 tackles including three for a loss.

EIU 56 • North Alabama 31
December 6, 1980 • Florence, Alabama

Top-ranked EIU outscored No. 3 North Alabama, 28-7, in the second half to roll to a 56-31 semifinal victory... the Panthers had 489 yards total offense... Kevin Staple ran for TDs of 3 and 7 yards and rushed for 120... Otis Grant caught eight for 103 yards and one TD while Scott McGhee had four for 91 yards with two TDs... North Alabama had only 66 yard of total offense in the second half... DT Randy Melvin led the Panthers with 13 tackles... OT Steve Parker was the ABC-TV Offensive "Player of the Game."

Cal Poly 21 • EIU 13
December 13, 1980 • Albuquerque, NM

The dream of a second national title in three years came to an end as Cal Poly San Luis Obispo upset the Panthers 21-13... Cal Poly's Robbie Martin was a one-man wrecking crew... he returned eight punts for 97 yards including a 42 yarder for a TD, and then caught seven passes for 164 yards including TDs of 33 and 58 yards... the Panthers lost three scoring opportunities when they fumbled twice within the five yard line and were intercepted on the 15... Rod Slaughter caught six passes for 122 yards and ran for 75.

Complete results are incomplete and/or unavailable for the 1899-1916 seasons

O CONFERENCE

AFFILIATIONS:

AMCU - Association of
Mid-Continent Universities
IIAC - Interstate Intercollegiate
Athletic Conference

1978 NCAA Division II National Champions

A Cinderella Story... words that could easily describe the Eastern Illinois football program's rise from mediocrity to the top of the NCAA Division II football world.

The Panthers entered the 1978 season much like any other season mired in a 16-year string of consecutive losing seasons with only two winning seasons since 1951.

The first step in changing Panther football was the hiring of head coach Darrell Mudra who immediately hired former Eastern Illinois student and football team member Mike Shanahan as his offensive coordinator.

EIU opened the season on a roll with convincing wins over Central State, 42-16 and Butler, 42-3. A strong 38-22 win over Northern Iowa in a conference football game gave the program some confidence that things were headed in the right direction.

A 4-0 start followed the next week with a 29-12 win over Northeast Missouri giving the Panthers their second 4-0 start in three seasons. The 1976 squad also opened the year 4-0 but would win only one game the remainder of the year to finish at 5-6.

Shades of that season resonated in Panther fans minds as EIU dropped back-to-back games in weeks five and six to Akron and Youngstown State. However unlike their 1976 counterparts, this Panther squad would regroup and not taste defeat again.

Mike Shanahan's offensive unit continued to click as the Panthers put up 40 or more points in three of their next five victories with wins over Northern Michigan, Wayne State, Illinois State, Murray State and Western Illinois.

The following week EIU received only its second post-season bid as the Panthers were invited to the NCAA Division II playoffs as only the top eight teams received invitations. The Panthers only other post-season experience had been way back in 1948 when they lost in the Corn Bowl to Illinois Wesleyan, 6-0.


EIU hit the road to open the championship run with a 35-31 victory at UC Davis. The Panthers then returned home to face Youngstown State in the semifinals, a team that had defeated EIU earlier in the season 40-24 in Youngstown.

This time EIU had the home field advantage and the Panthers were able to hang on for a 26-22 win in front of a national audience as the game was carried nationwide on ABC. Following the game EIU fans stormed the field and dismantled the goal posts.

That win set up a meeting with Division II power Delaware and after a tightly fought contest the game came down to a field goal by Delaware's Brandt Kennedy that sailed right from 45-yards. With that, "David had beaten Goliath" and Eastern Illinois had done the impossible with a 10-9 national championship victory in Longview, Texas.

Following the season EIU players earned All-American honors including running back Poke Cobb, wide receiver James Warring and defensive lineman Pete Catan. Catan, Cobb, Warring and quarterback Steve Turk all ranked among the national leaders in several statistical categories.

Darrell Mudra was later inducted into the College Football Hall of Fame.



Top: Eastern Illinois NCAA Division II National Champions

Middle: EIU Coaching Staff.

Bottom: EIU team members shown here at the Governor's Mansion following Eastern's win over Delaware.

NCAA FCS YEARLY RESULTS

KEY TO CONFERENCE AFFILIATIONS:

AMCU - Association of Mid-Continent Universities
GFC - Gateway Football Conference
OVC - Ohio Valley Conference

1981

Darrell Mudra, head coach... **6-5 / 2-1**

S 5..... W..... 19-17..... at South Dakota
S 12..... W..... 24-13..... Southwest Missouri •
S 19..... L..... 14-21..... at Northeast Missouri
S 26..... W..... 58-0..... Central State (OH)
O 10..... L..... 3-25..... at Illinois State
O 17..... W..... 20-8..... Western Illinois •
O 24..... L..... 16-48..... at Youngstown State
O 31..... L..... 17-38..... at Northern Iowa •
N 7..... W..... 42-14..... Ferris State
N 14..... L..... 14-27..... Indiana State
N 21..... W..... 24-16..... Delaware State

• - AMCU contest

First season of competition in NCAA I-AA

1982

Darrell Mudra, head coach... **11-1-1 / 2-0-1**

S 4..... W..... 27-14..... Illinois State
S 11..... W..... 18-17..... Northeast Missouri
S 18..... W..... 27-0..... Wayne State
S 25..... T..... 10-10..... at Northern Iowa •
O 2..... W..... 27-23..... at Youngstown State
O 9..... W..... 18-0..... Akron
O 16..... W..... 16-12..... at Indiana State
O 23..... W..... 31-7..... at Western Illinois •
O 30..... W..... 20-7..... Southern Illinois
N 6..... W..... 36-7..... at SW Missouri •
N 13..... W..... 73-0..... Kentucky State
N 27..... W..... 16-13 (OT) ... Jackson State +
D 4..... L..... 19-20..... at Tennessee State +

• - AMCU contest

+ - NCAA I-AA Quarterfinalist

NCAA I-AA QUARTERFINALIST

EIU Panthers 16 • Jackson State 13 (overtime)
November 27, 1982 • O'Brien Stadium

In their first year in NCAA I-AA, the Panthers took a 10-0-1 record and No. 5 ranking into the playoffs and relied on Dave Strauch's 23 yard field goal in overtime to knock off No. 8 Jackson State, 16-13. Strauch redeemed himself after a missed 22 yard attempt with four seconds left in regulation...QB Jeff Christensen completed 26-50, a NCAA I-AA tournament record for passes attempted, for 308 yards and one TD...Jerry Wright caught 10 for 130 yards.

Tennessee State 20 • EIU Panthers 19
December 4, 1982 • Nashville, Tennessee

In another evenly matched playoff, the Panthers suffered a heartbreaking 20-19 loss to No. 4 ranked Tennessee State...QB Jeff Christensen (27-48-3 for 264 yards) had pulled the Panthers to within one with a six yard TD toss to Jerry Wright midway through the final quarter...but he was intercepted in the closing minutes on the TSU-20, and then the Panthers' Dave Strauch had a 44 yard field goal blocked with just seconds left...Kevin Staple ran for 112 yards, and Wright caught 19 for 136 yards... this game was later forfeited by TSU due to an ineligible player.



The 1982 Panthers run defense (shown here against Akron) set an NCAA record in EIU's final regular season win over Kentucky State. In that game, EIU held the Thorobreds offense to negative 12 yards of total offense during a 73-0 romp. That defensive unit registered 71 total sacks while ranking second in the NCAA in scoring defense at 8.8 points per game. The Panthers would climb to No. 5 in the final regular-season poll with six total All-Americans on that squad.

1983

Al Molde, head coach... **9-3 / 3-0**

S 3..... W..... 38-7..... at Illinois State
S 10..... L..... 14-17..... at Southern Illinois
S 17..... W..... 35-21..... Grand Valley State
S 24..... W..... 42-0..... at NE Missouri
O 1..... W..... 21-20..... Youngstown State
O 8..... W..... 10-7..... at Akron
O 15..... W..... 13-0..... Northern Iowa •
O 22..... W..... 20-0..... Western Illinois •
O 29..... L..... 13-17..... Indiana State
N 5..... W..... 12-3..... Southwest Missouri •
N 12..... W..... 34-14..... at Western Kentucky
N 26..... L..... 13-16 (2OT) .. at Indiana State +

• - AMCU contest

+ - NCAA I-AA First Round

NCAA I-AA FIRST ROUND

Indiana State 16 • EIU Panthers 13 (double overtime)
November 26, 1983 • Terre Haute, Indiana

In one of the most dramatic I-AA playoff games in history, Indiana State eliminated the Panthers in double overtime, 16-13...trailing 7-0 in the 4th, Sean Payton came off the bench to toss a game tying 20 yard TD pass to Roger Holoman...ISU's Scott Bridges kicked an 18 yard FG with 3:12 left, but EIU's Henry Castellanos sent it into overtime with a 33 yard pressure FG with one second remaining...ISU got the ball first and Bridges kicked a 26 yarder, but Castellanos countered with a 40 yarder to conclude the first OT...EIU obtained first possession and Payton was intercepted...Bridges' 25 yard FG then won the game.

1984

Al Molde, head coach... **6-5 / 2-1**

S 1..... W..... 35-9..... at Grand Valley State
S 8..... L..... 17-24..... at Indiana State
S 15..... W..... 33-7..... Northeast Missouri
S 22..... L..... 17-38..... at Toledo
S 29..... W..... 44-33..... Ferris State
O 6..... L..... 21-34..... Illinois State
O 13..... L..... 40-48..... Southern Illinois
O 20..... W..... 14-0..... at Western Illinois •
O 27..... L..... 28-29..... at Southwest Missouri •
N 3..... W..... 27-17..... Northern Iowa •
N 10..... W..... 50-19..... Western Kentucky

• - AMCU contest

1985

Al Molde, head coach... **6-5 / 2-3**

S 7..... L..... 24-31..... at Northeast Missouri
S 14..... W..... 39-7..... Indiana State
S 21..... W..... 35-27..... Saginaw Valley
S 28..... L..... 13-42..... at Southern Illinois •
O 5..... L..... 20-44..... at Kansas
O 12..... W..... 21-14..... Illinois State •
O 19..... W..... 28-27..... Southwest Missouri •
O 26..... L..... 20-34..... Western Illinois •
N 2..... W..... 27-12..... Northern Michigan
N 9..... L..... 20-21..... at Northern Iowa •
N 16..... W..... 14-13..... at Western Kentucky

• - GFC contest

AMCU renamed as Gateway Football Conference

1986

Al Molde, head coach... **11-2 / 5-1**

A 30..... L..... 20-23..... at Illinois State •
S 6..... W..... 41-31..... Northern Missouri
S 13..... W..... 24-21..... at Northern Michigan
S 20..... W..... 52-7..... Southern Illinois •
O 4..... W..... 40-15..... Liberty
O 11..... W..... 31-30..... Northern Iowa •
O 18..... W..... 37-3..... at Western Illinois •
O 25..... W..... 34-20..... at SW Missouri •
N 1..... W..... 64-0..... Winona State
N 8..... W..... 31-14..... at Indiana State •
N 15..... W..... 35-18..... Western Kentucky
N 29..... W..... 28-21..... Murray State +
D 6..... L..... 22-24..... Eastern Kentucky +

• - GFC contest

+ - NCAA I-AA Quarterfinalists

NCAA I-AA QUARTERFINALIST

EIU Panthers 28 • Murray State 21
November 29, 1986 • O'Brien Stadium

After losing the season opener, the Panthers won ten straight to enter the playoffs ranked No. 3, the highest ever in I-AA, but still needed a James Marble seven yard TD run with seven minutes to go to pull out a 28-21 win over Murray State...Sean Payton was 30-54 for 398 yards as EIU rolled up 537 yards total offense...Marable ran for 110 yards, Calvin Pierce caught 11 for 149 and Roy Banks had eight for 121...Dan Polewski led with 14 tackles while Aaron Thomas had 13.

Eastern Kentucky 24 • EIU Panthers 22
December 6, 1986 • O'Brien Stadium

The Panthers were eliminated in the closing seconds by Eastern Kentucky, 24-22, when a Sean Payton point after pass to DuWayne Pitts was incomplete...one official ruled a pass interference in the end zone, but another official overruled on the grounds the ball was not catchable...trailing 24-10, EIU rallied as Payton (24-40, 341 yards) hit Roy Banks on a 24 yard TD pass with 9:08 remaining...with 27 seconds left, Payton again hit Banks on a potential game-tying nine-yard TD pass...Banks caught nine for 117 and Calvin Pierce had eight catches for 177.

1987

Bob Spoo, head coach... **5-6 / 3-3**

S 5..... L..... 3-24..... at San Jose State
S 12..... W..... 16-10..... at Northeast Missouri
S 19..... W..... 15-9..... Illinois State •
S 26..... W..... 17-14..... at Liberty
O 3..... L..... 10-24..... at Akron
O 10..... L..... 12-21..... Western Illinois •
O 17..... W..... 20-14..... Indiana State •
O 24..... W..... 7-3..... Southwest Missouri •
O 31..... L..... 17-19..... at Northern Iowa •
N 7..... L..... 27-32..... Southern Illinois •
N 14..... L..... 15-30..... at Western Kentucky

• - GFC contest

1988

Bob Spoo, head coach... **5-6 / 2-4**

S 3..... W..... 16-7..... at Illinois State •
S 10..... W..... 44-0..... Austin Peay
S 17..... W..... 28-27..... Liberty
S 24..... L..... 13-33..... Youngstown State
O 1..... L..... 12-24..... at Indiana State •
O 8..... W..... 34-3..... Southern Illinois •
O 15..... L..... 8-45..... at Western Illinois •
O 22..... L..... 15-17..... Northern Iowa •
O 29..... L..... 21-41..... at Southwest Missouri •
N 5..... W..... 6-0..... Western Kentucky
N 12..... L..... 7-12..... at Boise State

• - GFC contest

NCAA FCS YEARLY RESULTS

1989

Bob Spoo , head coach	9-4 / 4-2
S 2.....W.....36-0.....at Austin Peay	
S 9.....W.....20-10.....Northwestern State (La.)	
S 16.....L.....17-20.....at Southern Illinois •	
S 23.....W.....21-7.....Indiana State •	
S 30.....W.....14-13.....Illinois State •	
O 7.....L.....7-9.....at Liberty	
O 14.....W.....21-17.....Akron	
O 21.....W.....31-5.....Western Illinois •	
O 28.....L.....28-31.....at Northern Iowa •	
N 11.....W.....16-15.....Southwest Missouri •	
N 18.....W.....10-7.....at Western Kentucky	
N 25.....W.....38-21.....at Idaho +	
D 2.....L.....19-25.....at Montana +	
• - GFC contest	
+ - NCAA I-AA Quarterfinalist	

NCAA I-AA QUARTERFINALIST

EIU Panthers 38 • Idaho 21
November 25 • Moscow, Idaho

After two pressure-packed season-ending wins against SMS and WKU, the No. 15 ranked Panthers played one of their best games of the season, knocking off No. 4 ranked Idaho, 38-21 in the first round of the play-offs... Jamie Jones had a career high 154 yards rushing, 64 receiving, and 15 in kick-off returns to account for 233 all-purpose... EIU rushed for 230 and Eric Arnold passed for 211, including a game opening 74 yard TD to Jason Cook... the defense held Idaho to 14 points under its season average and intercepted four passes.

Montana 25 • EIU Panthers 19
December 2, 1989 • Missoula, Montana

A stout Montana defense held the Panthers to 258 yards total offense and held on for a 25-19 quarterfinal win to eliminate EIU from the NCAA-I AA playoffs... Jeff Mills led the defense, getting in on 17 tackles... Ray D'Alesio kicked a 31 yard field goal with 1:16 left in the game, but an on-side kick attempt failed to go ten yards, and Montana ran out the clock.

1990

Bob Spoo , head coach	5-6 / 3-3
S 1.....L.....17-28.....at Northern Illinois	
S 8.....W.....23-22.....at Northwestern State (La.)	
S 15.....L.....7-15.....McNeese State	
S 22.....L.....10-14.....at Murray State	
S 29.....L.....7-28.....at Illinois State •	
O 6.....W.....27-17.....at Western Illinois •	
O 13.....W.....31-22.....Indiana State •	
O 20.....W.....14-3.....Southern Illinois •	
O 27.....L.....10-16.....Northern Iowa •	
N 3.....W.....28-6.....Western Kentucky	
N 10.....L.....6-48.....at Southwest Missouri •	
• - GFC contest	

1991

Bob Spoo , head coach	4-7 / 2-4
A 31.....W.....62-16.....Lock Haven	
S 7.....L.....13-42.....at Iowa State	
S 14.....W.....31-12.....Eastern Washington	
S 21.....L.....27-28.....at Murray State	
O 5.....L.....15-16.....Western Illinois •	
O 12.....L.....15-16.....at Indiana State •	
O 19.....W.....37-28.....Illinois State •	
N 2.....L.....30-31.....at Southern Illinois •	
N 9.....L.....26-28.....at Western Kentucky	
N 16.....W.....35-29.....Southwest Missouri •	
N 23.....L.....17-18.....at Northern Iowa •	
• - GFC contest	

1992

Bob Spoo , head coach	5-6 / 2-4
S 5.....W.....14-9.....at Austin Peay	
S 12.....L.....28-63.....at Marshall	
S 19.....W.....48-9.....Murray State	
S 26.....L.....7-48.....at Illinois State •	
O 3.....L.....46-47.....Southern Illinois •	
O 10.....W.....31-28.....Indiana State •	
O 17.....L.....24-28.....at Western Illinois •	
O 24.....L.....10-13.....at Southwest Missouri •	
O 31.....L.....19-28.....at Youngstown State	
N 7.....W.....21-15.....Northern Iowa •	
N 14.....W.....28-7.....Western Kentucky	
• - GFC contest	

1993

Bob Spoo , head coach	3-7-1 / 2-3-1
S 2 ^.....W.....34-17.....at Murray State	
S 11.....L.....7-49.....at McNeese State	
S 18.....L.....10-31.....at Navy	
S 25.....L.....14-28.....Western Illinois •	
O 2.....L.....24-27.....at Indiana State •	
O 16.....L.....27-31.....at Northern Iowa •	
O 23.....T.....17-17.....Illinois State •	
O 30.....W.....35-13.....Southwest Missouri •	
N 6.....L.....26-34.....Northwestern Louisiana	
N 13.....L.....14-28.....at Western Kentucky	
N 20.....W.....42-35.....at Southern Illinois •	
• - GFC contest	
^ - Thursday Game	

1994

Bob Spoo , head coach	6-5 / 4-2
S 1 ^.....L.....15-31.....Murray State	
S 10.....L.....20-22.....at Texas-El Paso	
S 17.....W.....45-10.....Lock Haven	
S 24.....L.....17-49.....at Northern Illinois	
O 1.....W.....38-21.....at Southwest Missouri •	
O 8.....L.....7-19.....Northern Iowa •	
O 22.....L.....13-23.....at Western Illinois •	
O 29.....W.....30-21.....Indiana State •	
N 5.....W.....16-13.....at Illinois State •	
N 12.....W.....28-20.....Western Kentucky	
N 19.....W.....24-3.....Southern Illinois •	
• - GFC contest	
^ - Thursday Game	

1995

Bob Spoo , head coach	10-2 / 5-1
A 31 ^.....W.....31-13.....at Austin Peay	
S 9.....W.....34-18.....Southeast Missouri	
S 16.....W.....30-22.....Tennessee-Martin	
S 23.....W.....9-7.....Southwest Missouri •	
S 30.....W.....33-27.....Central State (OH)	
O 7.....L.....7-17.....at Northern Iowa •	
O 14.....W.....35-9.....at Western Kentucky	
O 28.....W.....31-10.....Illinois State •	
N 4.....W.....20-17.....Western Illinois •	
N 11.....W.....42-21.....at Southern Illinois •	
N 18.....W.....27-6.....at Indiana State •	
N 25.....L.....29-34.....at Stephen F. Austin +	
• - GFC contest	
^ - Thursday Game	
+ - NCAA I-AA First Round	

NCAA I-AA FIRST ROUND

Stephen F. Austin 34 • EIU Panthers 29
November 25, 1995 • Nacogdoches, Texas

The Panthers battled back from a 34-15 fourth quarter deficit but fell just short and were eliminated 34-29 in the first round of the I-AA playoffs... EIU scored twice in the last seven minutes and had the ball at midfield when Pete Mauch's pass was intercepted with 1:30 left... Willie High rushed 25 times for 182 yards and Mauch threw for 166 yards including the two fourth quarter TD passes of 10 and 25 yards to Charlie Roche and Tom Hess, respectively.

1996

Bob Spoo , head coach	8-4 / 6-2
A 29 ^.....W.....28-20.....at Western Michigan	
S 7.....W.....41-31.....Pittsburg State (KS)	
S 14.....W.....35-16.....Indiana State #	
S 28.....W.....38-0.....at Tennessee-Martin •	
O 12.....L.....7-10.....Western Illinois	
O 19.....L.....28-35.....Murray State •	
O 26.....W.....35-27.....at Tennessee Tech •	
N 2.....W.....42-7.....at Austin Peay •	
N 9.....W.....41-21.....at Southeast Missouri •	
N 16.....L.....24-31.....at Middle Tennessee •	
N 23.....W.....45-21.....Eastern Kentucky •	
N 30.....L.....14-21.....at Northern Iowa +	
• - OVC contest	
# - substitute OVC opponent	
^ - Thursday Game	
+ - NCAA I-AA First Round	
First season in the Ohio Valley Conference	

NCAA I-AA FIRST ROUND

Northern Iowa 21 • EIU Panthers 14
November 30, 1996 • Cedar Falls, Iowa

The Panthers again came up empty on their first round playoff game at the UNI-Dome, losing to Northern Iowa, 21-14... EIU had the ball for 41:20 minutes to UNI's 18:40, and had 80 plays to Northern Iowa's 51, but could not stop the big play... the Panthers turned the ball over three times in the fourth quarter but still had a chance at the end as they had a first and goal from the four yard line but could not get the ball into the endzone in three tries before time expired.

1997

Bob Spoo , head coach	8-3 / 5-2
A 28 ^.....L.....0-41.....at Western Illinois	
S 6.....W.....42-6.....Tennessee-Martin •	
S 13.....W.....41-20.....Saint Joseph's (IN)	
S 20.....W.....25-14.....at Illinois State	
S 27.....W.....10-7.....at Tennessee Tech •	
O 4.....W.....32-7.....at Southeast Missouri •	
O 18.....W.....30-17.....Middle Tennessee •	
O 25.....W.....42-14.....Austin Peay	
N 1.....W.....21-14.....at Indiana State #	
N 8.....L.....17-24.....at Murray State •	
N 22.....L.....7-49.....Eastern Kentucky •	
• - OVC contest	
# - substitute OVC opponent	
^ - Thursday Game	

1998

Bob Spoo , head coach	6-5 / 4-3
S 3 ^.....W.....24-7.....Saint Joseph's (IN)	
S 12.....L.....0-48.....at Central Florida	
S 19.....W.....24-10.....at Northern Illinois	
S 26.....W.....13-6.....Tennessee Tech •	
O 3.....W.....35-33.....Southeast Missouri •	
O 17.....L.....22-36.....Illinois State	
O 24.....W.....35-32.....at Middle Tennessee •	
O 31.....L.....21-27.....Tennessee State •	
N 7.....L.....21-35.....Murray State •	
N 14.....W.....56-35.....at Tennessee-Martin •	
N 21.....L.....24-28.....at Eastern Kentucky •	
• - OVC contest	
^ - Thursday Game	

1999

Bob Spoo , head coach	2-10 / 2-5
S 2 ^.....L.....17-33.....at Central Michigan	
S 11.....L.....27-31.....at Hawaii	
S 18.....L.....6-34.....Southern Illinois	
S 25.....W.....42-21.....Tennessee-Martin •	
O 2.....L.....21-31.....at Central Florida	
O 9.....L.....25-43.....at Tennessee State •	
O 16.....L.....32-37.....at Murray State •	
O 23.....L.....7-14.....Tennessee Tech •	
O 30.....L.....15-38.....Western Kentucky •	
N 6.....L.....38-45.....at Southeast Missouri •	
N 13.....L.....17-24.....Illinois State	
N 20.....W.....20-14.....at Eastern Kentucky •	
• - OVC contest	
^ Thursday Game	
100th year of Panther Football	

2000

Bob Spoo , head coach	8-4 / 6-1
A 31 ^ W.....	42-24.....at Indiana State
S 9..... W.....	72-0.....Kentucky Wesleyan
S 16..... L.....	26-31.....at Toledo
S 23..... W.....	42-7.....at Tennessee-Martin •
O 7..... W.....	33-19.....Tennessee State •
O 14..... W.....	48-7.....Murray State •
O 21..... W.....	27-16.....at Tennessee Tech •
O 28..... L.....	12-34.....at Western Kentucky •
N 4..... W.....	38-9.....Southeast Missouri •
N 11 L.....	41-44 (2-OT).....at Illinois State
N 18..... W.....	49-6.....Eastern Kentucky •
N 25..... L.....	13-45.....at Montana +
• - OVC contest	
^ - Thursday Game	
+ - NCAA I-AA First Round	

NCAA I-AA FIRST ROUND

Montana 45 • EIU Panthers 13
November 25, 2000 • Missoula, Montana

No. 1 ranked Montana ended the Panthers trip to the 2000 NCAA I-AA playoffs as the Grizzlies scored four second half touchdowns en route to a 45-13 victory... Eastern's Tony Romo threw for 212 yards and two TDs but the Panthers could only generate 99 yards rushing...Andre Raymond had 108 all-purpose yards and Nick Ricks had 10 tackles including three for loss...Obinno Coley intercepted two passes and knocked down three.

2001

Bob Spoo , head coach	9-2 / 6-0
S 8..... W.....	44-14.....Indiana State
S 15.....	at Illinois State (<i>cancelled due to 9/11 tragedy</i>)
S 22..... W.....	21-14.....at Eastern Kentucky •
S 29..... W.....	44-33.....Tennessee Tech •
O 6..... L.....	7-40.....at San Diego State
O 13..... W.....	12-0.....Southeast Missouri •
O 20..... W.....	49-21.....at Southern Illinois
O 27..... W.....	52-49.....Tennessee State •
N 1 ^..... W.....	56-16.....at Tennessee-Martin •
N 10..... W.....	38-10.....at Florida Atlantic
N 17..... W.....	37-6.....Murray State •
D 1..... L.....	43-49.....Northern Iowa +
• - OVC contest	
^ - Thursday Game	
+ - NCAA I-AA First Round	

NCAA I-AA FIRST ROUND

Northern Iowa 49 • EIU Panthers 43
December 1, 2001 • O'Brien Stadium

Both teams marched up and down the field all day long but the Panthers came up just short losing to Northern Iowa, 49-43, in the first round of the 2001 NCAA I-AA playoffs at O'Brien Stadium. The two teams combined for 92 points and 1001 total yards but EIU could not contain Adam Benghe who rushed for 177 yards and four touchdowns. Trailing 49-36, Eastern stopped the visiting purple Panthers at midfield with five minutes remaining and drove 49 yards in eight plays to score on a three yard pass from Tony Romo to Brandon Robinson to pull within six at 49-43 with 1:29 left in the game. But UNI recovered the onside kick and ran out the clock. Romo completed 22-34-2 for 386 yards and five touchdown passes. Frank Cutolo caught 11 passes for 217 yards and three TDs. J.R. Taylor ran 22 times for 154 yards and Robinson returned six kickoffs for 142 yards. Fred Miller led the defense with 15 tackles.

2002

Bob Spoo , head coach	8-4 / 5-1
A 31..... L.....	36-61.....at Hawai'i
S 14..... L.....	13-63.....at Kansas State
S 21..... W.....	26-19.....Indiana State
S 28..... W.....	45-10.....Illinois State
O 5..... W.....	35-28.....at Tennessee Tech •
O 12..... W.....	25-24.....Eastern Kentucky •
O 19..... W.....	44-27.....at Southeast Missouri •
N 2..... W.....	54-48.....at Tennessee State •
N 9..... W.....	55-43.....Tennessee-Martin •
N 16..... W.....	47-6.....Florida Atlantic
N 23..... L.....	35-37.....at Murray State •
N 30..... L.....	9-48.....at Western Illinois +
• - OVC contest	
+ - NCAA I-AA First Round	

NCAA I-AA FIRST ROUND

Western Illinois 48 • EIU Panthers 9
November 30, 2002 • Macomb, Illinois

The Panthers could not stop Western Illinois' No. 2 ranked Leathernecks resulting in a 48-9 first round loss in Macomb. The WIU defense held the Panthers offense to its lowest point total of the year. EIU had only 56 yards rushing and just one touchdown, a third quarter 30 yard pass from Tony Romo to Andre Raymond. He completed 21-44 passes for 220 yards but was sacked three times, fumbled once and threw an interception. Raymond had three kickoff returns for 108 yards and caught seven passes for 77 yards but had minus 29 yards rushing. J.R. Taylor, the nation's No. 2 rusher, had 88 yards on 18 carries. WIU (11-1) scored two of its seven touchdowns on punt returns, one of which came on a blocked punt. The Leathernecks had 365 yards total offense to 276 for EIU. Western had significant field position all day due partially to the cold, windy weather conditions. WIU's punter averaged 43.7 yards on six kicks while EIU had a 24.9 average for 12 punts. Nick Ricks led the defense with nine tackles while Terrance Sanders came off the bench to get eight.

2003

Bob Spoo , head coach	4-8 / 3-5
A 30..... W.....	27-0.....California (PA)
S 13..... L.....	0-37.....at Missouri
S 20..... L.....	14-21.....Illinois State
S 27..... L.....	7-23.....at Indiana State
O 4..... L.....	17-30.....at Southeast Missouri •
O 11..... L.....	0-41.....Eastern Kentucky •
O 18..... W.....	27-17.....at Murray State •
O 25..... W.....	29-12.....Tennessee-Martin •
N 1..... L.....	14-24.....at Tennessee State •
N 8..... W.....	37-10.....Tennessee Tech •
N 15..... L.....	24-36.....at Jacksonville State •
N 22..... L.....	14-17.....Samford •
• - OVC contest	

2004

Bob Spoo , head coach	5-6 / 4-4
S 11..... L.....	30-33 (OT).....Indiana State
S 18..... L.....	31-35.....at Illinois State
S 25..... W.....	31-28.....at Eastern Michigan
O 2..... W.....	35-28.....Southeast Missouri •
O 9..... L.....	6-49.....at Eastern Kentucky •
O 16..... W.....	24-9.....Murray State •
O 23..... L.....	14-32.....at Tennessee-Martin •
O 30..... W.....	34-24.....Tennessee State •
N 6..... L.....	37-40 (OT).....at Tennessee Tech •
N 13..... L.....	21-31.....Jacksonville State •
N 20..... W.....	28-14.....at Samford •
• - OVC contest	

2005

Bob Spoo , head coach	9-3 / 8-0
S 1 ^..... W.....	24-13.....at Indiana State
S 10..... L.....	10-45.....at Brigham Young
S 17..... L.....	6-27.....Illinois State
S 24..... W.....	43-14.....Samford •
O 8..... W.....	48-24.....at Southeast Missouri •
O 15..... W.....	53-22.....Eastern Kentucky •
O 22..... W.....	35-28.....at Murray State •
O 29..... W.....	26-7.....Tennessee-Martin •
N 5..... W.....	27-3.....at Tennessee State •
N 12..... W.....	31-20.....Tennessee Tech •
N 19..... W.....	10-6.....at Jacksonville State •
N 26..... L.....	6-21.....Southern Illinois +
• - OVC contest	
^ - Thursday Game	
+ - NCAA I-AA First Round	

NCAA I-AA FIRST ROUND

Southern Illinois 21 • EIU Panthers 6
November 26, 2005 • O'Brien Stadium

Eastern's defense held Southern Illinois to just 298 yards total yards but tailback Arkee Whitlock ran for three touchdowns as the Salukis eliminated the Panthers, 21-6, in the first round of the NCAA I-AA playoffs. Eastern took the opening drive and got on the scoreboard first with a 32 yard field goal by Zach Yates at 10:13 of the first quarter. Whitlock, who rushed for 89 yards, scored on a six yard run with one minute left to give SIU a 7-3 lead. His five yard run early in the third quarter put Southern up 14-3. The Panthers responded again with a 34 yard field goal by Tyler Wilke to cut the lead to 14-6. SIU's Craig Coffin missed a 39 yard field goal attempt but the Saluki defense forced Eastern into a fourth and five situation from its own 26 yard line with just under nine minutes remaining. The Panthers faked a punt but punter Tom Schofield's pass was incomplete giving SIU the ball. The Salukis drove 26 yards in just five plays with Whitlock scoring on a three yard run with 5:13 left in the game. The Panthers ran 72 plays to Southern's 55. Neither team could get much going on the ground as SIU had just 109 yards rushing compared to just 100 for the Eastern.

2006

Bob Spoo , head coach	8-5 / 7-1
Mark Hutson - acting head coach	
S 2..... L.....	17-42.....at Illinois
S 9..... W.....	31-21.....Indiana State
S 16..... L.....	30-44.....at Illinois State
S 23..... W.....	24-13.....at Samford •
S 30..... L.....	9-44.....at Hawai'i
O 7..... W.....	21-0.....Southeast Missouri •
O 14..... W.....	28-21.....at Eastern Kentucky •
O 21..... W.....	20-10.....Murray State •
O 28..... L.....	9-15.....at Tennessee Martin •
N 4..... W.....	29-3.....Tennessee State •
N 11..... W.....	38-14.....at Tennessee Tech •
N 18..... W.....	28-24.....Jacksonville State •
N 25..... L.....	13-24.....Illinois State +
• - OVC contest	
+ - NCAA FCS First Round	

NCAA FCS FIRST ROUND

Illinois State 24, EIU Panthers 13
November 25, 2006 • O'Brien Stadium

Eastern Illinois fans thought the Panthers had secured their first NCAA playoff win since the 1989 season when senior corner back Terrance Sanders scored on an 87 yard interception return in the fourth quarter. Illinois State (9-3) was able to battle back with a go ahead touchdown with just over two minutes remaining to crush the Panthers (8-5) dreams with a 24-13 win. In a day when offensive scoring was at a premium, Illinois State was able to score the game's only offensive touchdown as Pierre Rembert capped a four play, 49-yard drive with a 18 yard run up the middle. That gave the Redbirds a 17-13 lead. Eastern Illinois attempted to mount a game winning drive of its own but Jesse Caesar picked off a Cole Stinson pass and raced 45 yards for an insurance touchdown. Jason Tate had scored on a 41-yard interception return with 5:35 left in the second quarter to give ISU a 10-6 halftime lead.

NCAA FCS YEARLY RESULTS

2007

Bob Spoo , head coach	8-4 / 7-1
A 30 ^AW.....45-25.....Tennessee Tech •	
S 8.....L.....6-52.....at Purdue	
S 15.....L.....21-24.....Illinois State	
S 22.....W.....54-20.....at Indiana State	
S 29.....W.....31-16.....at Southeast Missouri •	
O 6.....L.....21-28.....Eastern Kentucky •	
O 13.....W.....27-24.....at Murray State •	
O 20.....W.....29-23.....Tennessee Martin •	
O 27.....W.....38-35.....at Tennessee State •	
N 10.....W.....37-23.....at Jacksonville State •	
N 17.....W.....33-17.....Samford •	
N 24.....L.....11-30.....at Southern Illinois +	
• - OVC contest	
^A - Thursday Game	
+ - NCAA FCS First Round	

NCAA FCS First Round

Southern Illinois 30, Eastern Illinois 11
November 24 • Carbondale, Illinois

Eastern Illinois made its third straight FCS playoff appearance and was matched against No. 4 national seed Southern Illinois. The Salukis converted two first half EIU turnovers into ten points and led 20-0 at the break en route to a 30-11 win. EIU scored on a Tyler Wilke field goal in the third quarter and Jordan Campanella touchdown reception midway through the fourth but never threatened. SIU outgained EIU 402-179 in total offense.

2008

Bob Spoo , head coach	5-7 / 3-5
A 28 ^AL.....12-31.....at Central Michigan	
S 5.....L.....21-47.....at Illinois	
S 13.....W.....38-3.....Indiana State	
S 20.....W.....25-21.....at Illinois State	
S 27.....L.....10-23.....Jacksonville State •	
O 9 ^AL.....26-29.....at UT Martin •	
O 18.....W.....24-21.....Southeast Missouri •	
O 25.....L.....7-20.....at Eastern Kentucky •	
N 1.....W.....34-6.....Murray State •	
N 8.....L.....24-45.....at Tennessee State •	
N 15.....L.....13-15.....Austin Peay •	
N 22.....W.....38-20.....at Tennessee Tech •	
• - OVC contest	
^A - Thursday Game	

2009

Bob Spoo , head coach	8-4 / 6-2
S 3 ^AW.....31-6.....Illinois State	
S 12.....W.....31-0.....at Indiana State	
S 19.....W.....23-14.....at Southeast Missouri •	
S 26.....W.....30-20.....at Austin Peay •	
O 3.....L.....31-36.....Eastern Kentucky •	
O 10.....L.....3-52.....at Penn State	
O 17.....W.....23-15.....Tennessee Tech •	
O 24.....W.....28-20.....at Jacksonville State •	
O 31.....W.....16-10.....at Murray State •	
N 14.....W.....49-13.....UT Martin •	
N 19 ^AL.....10-21.....Tennessee State •	
N 28.....L.....7-48.....at Southern Illinois +	
• - OVC contest	
^A - Thursday Game	
+ - NCAA FCS First Round	

NCAA FCS First Round

Southern Illinois 48, Eastern Illinois 7
November 28 • Carbondale, Illinois

Eastern Illinois scored on its first offensive possession on an 11-yard end-around by Lorence Ricks on fourth down as the Panthers struck early at No. 1 Southern Illinois. Following that drive EIU would turn the ball over six times including five fumbles as the Salukis scored 48 unanswered points with drives starting inside of Panther territory. Mon Williams finished with 107 yards rushing but EIU was outgained on the ground 323 to 109. Nick Nasti led EIU with 14 tackles including 10 solo stops.

2010

Bob Spoo , head coach	2-9 / 2-6
S 4.....L.....7-37.....at Iowa	
S 11.....L.....7-37.....Central Arkansas	
S 18.....L.....10-20.....at UT Martin •	
S 24.....L.....23-28.....Jacksonville State •	
O 2.....L.....13-28.....Southeast Missouri •	
O 9.....L.....7-35.....at Eastern Kentucky •	
O 16.....L.....20-34.....at Tennessee Tech •	
O 23.....L.....28-38.....Murray State •	
O 30.....W.....28-10.....Austin Peay •	
N 6.....W.....31-28 (ot).....at Tennessee State •	
N 13.....L.....23-27.....at Illinois State	
• - OVC contest	

2011

Bob Spoo , head coach	2-9 / 1-7
S 1 ^AW.....33-26.....Illinois State	
S 10.....L.....21-42.....at Northwestern	
S 17.....L.....20-31.....Tennessee Tech •	
S 24.....L.....21-28.....at Jacksonville State •	
O 1.....L.....30-37.....at Southeast Missouri •	
O 8.....L.....16-48.....Eastern Kentucky •	
O 15.....L.....27-36.....at Murray State •	
O 22.....L.....23-24.....UT Martin •	
O 29.....W.....19-10.....at Austin Peay •	
N 5.....L.....17-18.....Tennessee State •	
N 11.....L.....28-45.....at Southern Illinois	
• - OVC contest	
^A - Thursday Game	

2012

Dino Babers , head coach	7-5 / 6-1
A 30 ^AW.....49-28.....Southern Illinois	
S 8.....L.....21-52.....at Western Michigan	
S 15.....L.....51-54 (2ot).....at Illinois State	
S 22.....W.....50-49 (ot).....Murray State •	
S 29.....W.....65-15.....Austin Peay •	
O 6.....L.....37-51.....at UT Martin •	
O 13.....W.....31-28.....Jacksonville State •	
O 27.....W.....24-7.....at Eastern Kentucky •	
N 3.....W.....31-24.....at Tennessee Tech •	
N 10.....W.....39-20.....Southeast Missouri •	
N 17.....L.....30-48.....at Central Arkansas	
N 24.....L.....10-58.....at South Dakota State +	
• - OVC contest	
^A - Thursday Game	
+ - NCAA FCS First Round	

NCAA FCS First Round

South Dakota State 58, Eastern Illinois 10
November 24 • Brookings, South Dakota

South Dakota State broke open a 10-3 game with 24 unanswered points in the second quarter as the Jackrabbits beat Eastern Illinois in the opening round of the FCS playoffs. EIU scored to open the second quarter on a Cameron Berra field goal. Jake Walker added a touchdown run early in the fourth quarter to account for EIU's scoring. Zach Zenner rushed for 295 yards and three touchdowns to pace the SDSU offense. Walker had 125 yards rushing for EIU while Erik Lora hauled in 12 passes for 133 yards.

2013

Dino Babers , head coach	12-2 / 8-0
A 31.....W.....40-19.....at San Diego State	
S 7.....W.....40-37 (2ot).....at Southern Illinois	
S 14.....W.....57-24.....Illinois State	
S 21.....L.....39-43.....at Northern Illinois	
S 28.....W.....42-7.....Eastern Kentucky •	
O 10 ^AW.....63-7.....at Austin Peay •	
O 19.....W.....55-33.....Southeast Missouri •	
O 26.....W.....34-16.....at Tennessee State •	
N 2.....W.....56-21.....Tennessee Tech •	
N 9.....W.....37-17.....at Murray State •	
N 16.....W.....52-14.....Jacksonville State •	
N 23.....W.....70-22.....at UT Martin •	
D 7.....W.....51-10.....Tennessee State +	
D 13.....L.....39-49.....Towson #	
• - OVC contest	
^A - Thursday Game	
+ - NCAA FCS Second Round	
# - NCAA FCS Quarterfinal Round	

NCAA FCS Second Round

Eastern Illinois 51, Tennessee State 10
December 7 • Charleston, Illinois

Eastern Illinois snapped a long FCS playoff drought with a 51-10 victory over Tennessee State in the FCS 2nd round. The Panthers the No. 2 seed in this year's field jumped out to a 37-0 lead at halftime. Jimmy Garoppolo threw for three first half touchdowns hitting Erik Lora, Jeff LePak and Adam Drake. The Panthers tacked on a special teams touchdown as DJ Bland blocked a punt that Anthony Goodman scooped up and scored on from five yards out. Shepard Little rushed for 184 yards and two second half touchdowns as EIU won in the playoffs for the first time since 1989. The Panthers stuffed the TSU run allowing just 45 yards on the ground and 287 yards of total offense. It was the most points EIU has scored in a playoff game and the least number of points the Panthers defense has allowed in the FCS playoffs.

NCAA FCS Quarterfinal

Towson 49, Eastern Illinois 39
December 13 • Charleston, Illinois

Eastern Illinois jumped out to a 14-0 first quarter lead but the Panthers could not slow down Towson running back Terrance West during a 49-39 loss in the FCS quarterfinals. West rushing for an FCS playoff record 354 yards and five touchdowns. Walter Payton Award winning quarterback Jimmy Garoppolo did all he could for the Panthers offense passing for 321 yards with two passing touchdowns and two rushing touchdowns. Senior wide receiver Erik Lora ended his career with 18 catches for 129 yards and one score. EIU tied the game to open the second half and closed to within 3 points to open the fourth quarter. EIU's defense could not find an answer for West or the Tigers as they rushed for 472 total yards and seven rushing touchdowns.

2014

Kim Dameron , head coach	5-7 / 5-3
A 28.....L.....20-42.....at Minnesota ^A	
S 6.....L.....21-38.....Southern Illinois	
S 13.....L.....15-34.....at Illinois State	
S 20.....W.....63-7.....Austin Peay •	
S 27.....L.....19-34.....at Ohio	
O 11.....L.....33-36 (ot).....at Eastern Kentucky •	
O 18.....W.....52-13.....at Southeast Missouri •	
O 25.....W.....28-3.....Tennessee State •	
N 1.....W.....41-10.....at Tennessee Tech •	
N 8.....W.....48-26.....Murray State •	
N 15.....L.....20-27.....at Jacksonville State •	
N 22.....L.....16-37.....UT Martin •	
• - OVC contest	
^A - Thursday Game	

2015

Kim Dameron, head coach..... 7-5 / 7-1

S 3 ^A L..... 5-33..... at Western Illinois
S 12..... L..... 0-41..... at Northwestern
S 19..... L..... 33-36 ot..... Illinois State
O 3..... W..... 40-16..... at Austin Peay •
O 10..... W..... 33-28..... Southeast Missouri •
O 17..... W..... 25-22 ot..... at Tennessee State •
O 24..... W..... 51-20..... Tennessee Tech •
O 31..... W..... 34-20..... at Murray State •
N 7..... L..... 3-24..... Jacksonville State •
N 14..... W..... 23-21..... at UT Martin •
N 21..... W..... 21-7..... Eastern Kentucky •
N 28..... L..... 17-53..... at Northern Iowa +

• - OVC contest
^A - Thursday Game
+ - NCAA FCS First Round

NCAA FCS First Round

Northern Iowa 53, Eastern Illinois 17
November 28 • Cedar Falls, Iowa

Northern Iowa took advantage of two Eastern Illinois miscues in the final three minutes of the opening half to slowly pull away for a 53-17 win over EIU. EIU led 7-0 on a short Devin Church touchdown. The Panthers trailed 10-7 with 2:37 left in the first half when two turnovers and a short punt led to three UNI scores to end the half. EIU cut the second half lead to 23-10 on a Nick Bruno field goal before UNI pulled away for the easy win. Jalen Whitlow passed for 252 yards. Jourdan Wickliffe had ten tackles.

2016

Kim Dameron, head coach..... 6-5 / 4-4

S 1 ^A L..... 21-38..... Western Illinois
S 10..... W..... 21-17..... at Miami - Ohio
S 17..... W..... 24-21..... at Illinois State
S 24..... W..... 56-35..... Austin Peay •
O 1..... L..... 14-21..... at Southeast Missouri •
O 8..... W..... 35-34..... Tennessee State •
O 15..... W..... 30-24..... at Tennessee Tech •
O 22..... L..... 38-40..... Murray State •
O 29..... L..... 14-47..... at Jacksonville State •
N 5..... L..... 17-33..... UT Martin •
N 19..... W..... 24-0..... at Eastern Kentucky •

• - OVC contest
^A - Thursday Game

2017

Kim Dameron, head coach..... 6-5 / 5-3

A 31 ^A W..... 22-20..... at Indiana State
S 9..... L..... 10-38..... at Northern Illinois
S 16..... L..... 13-44..... Illinois State
S 23..... W..... 19-16..... Southeast Missouri •
S 30..... W..... 19-16 (2ot)..... at Tennessee State •
O 7..... W..... 24-23..... Tennessee Tech •
O 14..... W..... 27-24 (2ot)..... at Murray State •
O 21..... L..... 14-30..... Jacksonville State •
O 28..... L..... 10-27..... at UT Martin •
N 4..... W..... 23-20 (ot)..... Eastern Kentucky •
N 18..... L..... 13-28..... at Austin Peay •

• - OVC contest
^A - Thursday Game

2018

Kim Dameron, head coach..... 3-8 / 3-5

S 1..... L..... 20-55..... at Arkansas
S 8..... L..... 10-48..... at Illinois State
S 15..... L..... 41-55..... Indiana State
S 22..... L..... 40-41..... Tennessee State •
S 29..... W..... 52-38..... at Tennessee Tech •
O 6..... L..... 41-48..... Murray State •
O 13..... L..... 22-49..... at Jacksonville State •
O 20..... W..... 24-21 (ot)..... UT Martin •
O 27..... L..... 23-31..... at Eastern Kentucky •
N 10..... W..... 52-21..... Austin Peay •
N 17..... L..... 32-38..... at Southeast Missouri •

• - OVC contest

2019

Adam Cushing, head coach..... 1-11 / 1-7

A 29 ^A L..... 10-24..... at Chattanooga
S 7..... L..... 0-52..... at Indiana
S 14..... L..... 3-21..... Illinois State
S 21..... L..... 6-16..... at Indiana State
S 28..... L..... 29-40..... Tennessee Tech •
O 5..... L..... 17-24..... at Murray State •
O 12..... L..... 20-28..... Jacksonville State •
O 19..... L..... 18-27..... at UT Martin •
O 26..... L..... 6-33..... Eastern Kentucky •
N 9..... W..... 49-38..... at Tennessee State •
N 16..... L..... 12-26..... Southeast Missouri •
N 22..... L..... 7-35..... at Austin Peay •

• - OVC contest

2020

Adam Cushing, head coach..... 1-5 / 1-5

F 28..... L..... 7-47..... Southeast Missouri •
M 7..... L..... 15-28..... at UT Martin •
M 14..... L..... 20-21..... at Tennessee State •
M 21..... W..... 28-20..... Tennessee Tech •
M 28..... L..... 27-41..... at Murray State •
A 3..... L..... 23-44..... Jacksonville State •

• - OVC contest
2020 season played in spring of 2021 due to COVID-19
All games but April 3 played on Sunday afternoons

2021

Adam Cushing, head coach..... 1-10 / 1-5

A 28..... L..... 21-26..... at Indiana State
S 4..... L..... 0-46..... at South Carolina
S 11..... L..... 10-17..... at Dayton
S 18..... L..... 24-31..... Illinois State
S 25..... W..... 28-14..... at Tennessee Tech •
O 2..... L..... 6-22..... at Murray State
O 16..... L..... 17-28..... UT Martin •
O 23..... L..... 0-28..... Tennessee State •
O 30..... L..... 15-38..... at Southeast Missouri •
N 6..... L..... 26-42..... at Austin Peay •
N 20..... L..... 13-20..... Murray State •

• - OVC contest
EIU faced Murray State twice during regular season with only November game counting in OVC standings

2022

Chris Wilkerson, head coach..... 2-9 / 1-4

S1 ^A L..... 27-34..... at Northern Illinois
S 10..... L..... 20-38..... Chattanooga
S 17..... L..... 7-35..... at Illinois State
S 24..... W..... 35-21..... at Murray State •
O 8..... W..... 35-27..... Northwestern State
O 15..... L..... 34-37 (ot)..... Lindenwood
O 22..... L..... 17-37..... at Tennessee State •
O 29..... L..... 17-20..... Tennessee Tech •
N 5..... L..... 15-29..... at McNeese
N 12..... L..... 7-31..... Southeast Missouri •
N 19..... L..... 31-34..... at UT Martin •

• - OVC contest

2023

Chris Wilkerson, head coach..... 8-3 / 4-2

A 31 ^A W..... 27-0..... at Indiana State
S 9..... L..... 15-38..... at Bowling Green
S 16..... W..... 14-13..... Illinois State
S 23..... W..... 31-28..... McNeese
S 30..... W..... 19-10..... at Northwestern State
O 7..... L..... 27-28 (ot)..... UT Martin
O 14..... L..... 28-35..... at Southeast Missouri •
O 21..... W..... 25-24 (ot)..... Bryant •
N 4..... W..... 16-10..... at Lindenwood •
N 11..... W..... 30-17..... Tennessee State •
N 18..... W..... 28-14..... at Robert Morris •

• - Big South-OVC contest

EASTERN ILLINOIS POST-SEASON RESULTS

EASTERN ILLINOIS NCAA FCS PLAYOFFS HISTORY

2015

1st Round @ Cedar Falls, Iowa -- Northern Iowa def. Eastern Illinois, 53-17

2013

2nd Round @ Charleston, Ill. -- Eastern Illinois def. Tennessee State, 51-10
Quarterfinal @ Charleston, Ill. -- Towson def. Eastern Illinois, 49-39

2012

1st Round @ Brookings, SD. -- South Dakota State def. Eastern Illinois, 58-10

2009

1st Round @ Carbondale, Ill. -- Southern Illinois def. Eastern Illinois, 48-7

2007

1st Round @ Carbondale, Ill. -- Southern Illinois def. Eastern Illinois, 30-11

2006

1st Round @ Charleston, Ill. -- Illinois State def. Eastern Illinois, 24-13

2005

1st Round @ Charleston, Ill. -- Southern Illinois def. Eastern Illinois, 21-6

2002

1st Round @ McComb, Ill. -- Western Illinois def. Eastern Illinois, 48-9

2001

1st Round @ Charleston, Ill. -- Northern Iowa def. Eastern Illinois, 49-43

2000

1st Round @ Missoula, Mont. -- Montana def. Eastern Illinois, 45-13

1996

1st Round @ Cedar Falls, Iowa -- Northern Iowa def. Eastern Illinois, 21-14

1995

1st Round @ Nacogdoches, Texas -- Stephen F. Austin def. Eastern Illinois, 34-29

1989

1st Round @ Moscow, Idaho -- Eastern Illinois def. Idaho, 38-21
Quarterfinal @ Missoula, Mont. -- Montana def. Eastern Illinois, 25-19

1986

1st Round @ Charleston, Ill. -- Eastern Illinois def. Murray State, 28-21
Quarterfinal @ Charleston, Ill. -- Eastern Kentucky def. Eastern Illinois, 24-22

1983

1st Round @ Terre Haute, Ind. -- Indiana State def. Eastern Illinois, 16-13 (2OT)

1982

1st Round @ Charleston, Ill. -- Eastern Illinois def. Jackson State, 16-13 (OT)
Quarterfinal @ Nashville, Tenn. -- Tennessee State def. Eastern Illinois, 20-19
TSU win later vacated due to use of ineligible player

All-Time FCS Playoff Record: 4-16

Home Record: 3-5

Road Record: 1-11

Division II Playoffs

1978 (National Champions)

Eastern Illinois def. UC Davis, 35-31

Eastern Illinois def. Youngstown State, 26-22

Eastern Illinois def. Delaware, 10-9

1980 (National Runners-up)

Eastern Illinois def. Northern Colorado, 21-14

Eastern Illinois def. Northern Alabama, 56-31

Cal Poly def. Eastern Illinois, 21-13

*** Note *** Eastern Illinois has now made the NCAA FCS Playoffs 16 times since joining that level of football in 1981. The 16 playoff appearances currently ranks seventh among active FCS schools.

TOP TEN ALL-TIME NCAA PLAYOFF APPEARANCES (By School)

School.....# Appearances (Last)

Montana 28 (2024)

Eastern Kentucky 23 (2024)

Northern Iowa 22 (2021)

Furman 20 (2023)

Delaware 19 (2023)

New Hampshire 18 (2024)

EASTERN ILLINOIS 16 (2015)

McNeese 16 (2015)

Villanova 16 (2024)

Eastern Washington..... 15 (2021)

North Dakota State..... 15 (2024)

** only includes current FCS members*

EASTERN ILLINOIS NCAA FCS PLAYOFF RECORDS

SINGLE GAME RECORDS

PASSING YARDS

398..... Sean Payton vs. Murray State (Nov. 29, 1986)

PASSING TOUCHDOWNS

5..... Tony Romo vs. Northern Iowa (Dec. 1, 2001)

PASSING COMPLETIONS

38..... Jimmy Garoppolo vs. Towson (Dec. 13, 2013)

RUSHING YARDS

184..... Shepard Little vs. Tennessee State (Dec. 7, 2013)

TOUCHDOWNS

3..... Frank Cutolo vs. Northern Iowa (Dec. 1, 2001)

RECEPTIONS

18..... Erik Lora vs. Towson (Dec. 13, 2013) (FCS Record)

RECEIVING YARDS

217..... Frank Cutolo vs. Northern Iowa (Dec. 1, 2001)

LONGEST FIELD GOAL

47..... Zach Yates vs. Illinois State (Nov. 25, 2006)

TACKLES

17..... Tristan Burge vs. Illinois State (Nov. 25, 2006)
..... Jeff Mills at Montana (Dec. 2, 1989)

SOLO TACKLES

10..... Jourdan Wickliffe at Northern Iowa (Nov. 28, 2015)
10..... Nick Nasti at Southern Illinois (Nov. 28, 2009)

SACKS

2..... Pierre Walters vs. Illinois State (Nov. 25, 2006)

INTERCEPTIONS

2..... Donald Thomas vs. Illinois State (Nov. 25, 2006)
..... Obinno Coley at Montana (Nov. 25, 2000)

CAREER RECORDS

PASSING YARDS

873..... Sean Payton (1983-86)

PASSING TOUCHDOWNS

8..... Tony Romo (2000-02)

PASSING COMPLETIONS

80..... Jimmy Garoppolo (2010-13)

RUSHING YARDS

242..... Shepard Little (2013)

TOUCHDOWNS

3..... Frank Cutolo (2000-01)

RECEPTIONS

36..... Erik Lora (2009-13)

RECEIVING YARDS

366..... Erik Lora (2009-13)

FIELD GOALS MADE

5..... Dave Straugh (1982)

TACKLES

43..... Jeff Mills (1986-89)

SOLO TACKLES

21..... Nick Ricks (2000-02)

SACKS

2..... Pierre Walters (2006-07)

INTERCEPTIONS

2..... Donald Thomas (2006-07)
..... Obinno Coley (2000)




Coach Bob Spoo and the Panthers celebrate the first of four Ohio Valley Conference championships back in 2001. The 2001 EIU squad swept the OVC winning all six league games. It was Eastern's first undefeated conference title since the 1983 Panthers won every game in the former Mid-Continent Conference.



Wide receiver Erik Lora set the FCS single season record for pass receptions during the 2012 season. He ended his career in an FCS playoff quarterfinal round loss to Towson setting the FCS single game playoff record with 18 pass receptions.


EIU FOOTBALL IN THE NCAA POST-SEASON



2nd Annual Corn Bowl
November 25, 1948 (Thanksgiving Day)

Illinois Wesleyan - 6
Eastern Illinois - 0

Eastern Illinois (the champion of the Illinois Intercollegiate Athletic Conference) and Illinois Wesleyan (the champion of the College Conference of Illinois) met on the gridiron on Thanksgiving Day, 1948 in the second annual Corn Bowl played in Bloomington, Illinois. The 8,000 fans attending that day's game marked the largest crowd in the existence of the short-lived bowl sponsored by the Hybird Seed Corn Breeders Company.



Bob Lush scored the game's lone touchdown plunging over from 1-yard out with 1:20 left to play in the fourth quarter to give Illinois Wesleyan the 6-0 win.

EIU would drive the ball inside the IWU 35 yard line on four occasions during the game including reaching the 2-yard line where the Panthers were turned away. IWU's other scoring chance included a missed 24-yard field goal.

EIU passed for only 63 yards on the day and the ground game which had carried the Panthers to the IIAC regular season title was shut down.

EIU's starting 11 in the contest were - Gross and Cox (ends), Carlyle and Pitol (tackles), Sexson (center), Tschannen and Baker (guards), Sweet (fullback), Lopinski (quarterback), Johnson and Benoche (halfbacks).

All-Time Corn Bowl Results

1947 - Southern Illinois 21 North Central College 0
1948 - Illinois Wesleyan 6 Eastern Illinois 0
1949 - Western Illinois 13 Wheaton 0
1950 - Missouri-Rolla 7 Illinois State 6
1951 - Lewis 21 William Jewell 12
1953 - Western Illinois 32 Iowa Wesleyan 0
1955 - Luther 24 Western Illinois 20

1978 D-II Quarterfinals
Nov. 25, 1978
Eastern Illinois 35
UC Davis 31



Davis, Calif.
ToomeyField (A: 8,500)

Scoring	1	2	3	4	Final
Eastern Illinois	7	7	21	0	35
UC Davis	10	0	0	21	31

FIRST QUARTER

UCD - Holmquist 44 field goal (11:29)
EIU - McGhee 25 pass from Turk (DiMartino kick) (4:40)
UCD - Austin 6 run (Holmquist kick) (0:43)

SECOND QUARTER

EIU - Denton 1 run (3:18)

THIRD QUARTER

EIU - Campana 72 punt return (DiMartino kick) (13:34)
EIU - McGhee 42 pass from Cobb (DiMartino kick) (11:56)
EIU - Forster 37 pass from Turk (DiMartino kick) (4:53)

FOURTH QUARTER

UCD - Ellison 62 pass from Moroski (Holmquist kick) (14:20)
UCD - Wheeler 1 run (Moroski run) (10:15)
UCD - Ellison 4 pass from Lucido (run failed) (0:01)

TEAM STATSEIU UCD

First Downs	17	15
Rushes-Yards	47-115	27-74
Passing-Yards	206	358
Comp-Att-Int	16-40-1	25-50-3
Total Offense	321	432
Fumbles-Lost	1-0	3-3
Penalties-Yards	3-38	9-106
Int Returns-Yards-TD	3-85-0	1-10-0
Time of Possession	31:11	28:49
Sacks-Yards	n/a	n/a

LEADERS

RUSHING (No-Yds-TD)

EIU - Cobb (22-56-0), Forster (12-30-0)
UCD - Wheeler (12-44-0), Austin (8-30-0)

PASSING (Att-Cmp-Int-Yds-TD)

EIU - Turk (39-15-1-164-2), Cobb (1-1-0-42-1)
UCD - Moroski (49-24-3-354-1)

RECEIVING (No-Yds-TD)

EIU - Forster (5-54-1), McGhee 3-80-2
UCD - Ellison (9-168-2), Zimmerman (5-64-0)

DEFENSE (Tackles - Solo, Assist, TFL)

EIU - Defensive stats not available
UCD - Defensive stats not available

RECAP

Mark Campana returned a punt 72-yards for a touchdown to open the third quarter and Eastern Illinois tacked on two more touchdowns as the Panthers knocked off UC Davis 35-31 in the NCAA Division II playoff opening round. Leading 14-10 at the half, EIU increased the lead to 21-10 on Campana's long punt return. EIU then recovered a fumble on the next UCD drive and scored on a halfback pass from Poke Cobb to Scott McGhee covering 42 yards. EIU's final score in the quarter was on a Steve Turk screen pass to Jeff Forster. UC Davis scored three touchdowns in the fourth quarter including one in the final five seconds to close the game. It marked EIU's first post-season win and only second post-season appearance in school history following a loss in the 1948 Corn Bowl.

1978 D-II Semifinals Dec. 2, 1978



Youngstown State 22
Eastern Illinois 26

Charleston, Ill.
O'Brien Field (A: 8,000)

Scoring	1	2	3	4	Final
Youngstown State.....	6.....	13.....	3.....	0.....	22
Eastern Illinois.....	14.....	0.....	0.....	12.....	26

FIRST QUARTER

EIU - Campana 90 kick return (DiMartino kick) (14:48)
YSU - Robson 1 run (kick failed) (4:08)
EIU - Denton 5 run (DiMartino kick) (2:50)

SECOND QUARTER

YSU - Brumfield 6 run (pass failed) (6:57)
YSU - Dumas 8 run (Haynall kick) (3:28)

THIRD QUARTER

YSU - Haynall 42 field goal (6:21)

FOURTH QUARTER

EIU - Warring 12 pass from Turk (pass failed) (5:15)
EIU - Cobb 3 run (pass failed) (4:04)

TEAM STATSEIUYSU

First Downs.....	15.....	19
Rushes-Yards.....	38-92.....	66-245
Passing-Yards.....	174.....	7
Comp-Att-Int.....	14-27-5.....	1-12-3
Total Offense.....	266.....	252
Fumbles-Lost.....	3-1.....	2-1
Penalties-Yards.....	8-52.....	6-42
Int Returns-Yards-TD.....	3-30-0.....	5-5-0
Time of Possession.....	25:06.....	34:54
Sacks-Yards.....	n/a.....	n/a

LEADERS

RUSHING (No-Yds-TD)

EIU - Cobb (15-53-1), Forster (11-47-0)
YSU - Brumfield (25-116-1), Dumas (22-101-1)

PASSING (Att-Cmp-Int-Yds-TD)

EIU - Turk (27-14-5-174-1)
YSU - Snoddy (12-1-3-7-0)

RECEIVING (No -Yds -TD)

EIU - Warring (10-107-1), Cobb (2-41-0)
YSU - Dumas (1-7-0)

DEFENSE (Tackles - Solo, Assist, TFL)

EIU - Melvin (3-14-0), Parker (3-10-13), Catan (0-10-3)
YSU - Defensive stats not available

RECAP

Eastern Illinois rallied to score two touchdowns in the fourth quarter as the Panthers knocked off Youngstown State, 26-22, in the NCAA Division II semifinals. Earlier in the season YSU had beaten EIU 40-24 in Youngstown. EIU opened the game with Mark Campana returning the opening kick 90 yards for a score. Lonnie Denton gave the Panthers a 14-6 lead with a 5-yard run at the end of the first quarter. Heading into the fourth quarter EIU trailed 22-14. James Warring caught a 12-yard touchdown pass and Poke Cobb scored from 3-yards out to account for the touchdowns. EIU failed on both fourth quarter two-point conversion attempts. The Panther defense held YSU to only seven yards passing as Randy Melvin recorded 17 tackles. Wilbert James had a pair of interceptions.

1978 D-II Championship Dec. 9, 1978



Eastern Illinois 10
Delaware 9

Longview, Texas
Lobo Stadium (A: 5,500)

Scoring	1	2	3	4	Final
Eastern Illinois.....	3.....	0.....	7.....	0.....	10
Delaware.....	3.....	6.....	0.....	0.....	9

FIRST QUARTER

EIU - DiMartino 28 field goal (8:44)
UD - Kennedy 19 field goal (1:31)

SECOND QUARTER

UD - Mills 8 pass from Komlo (kick failed) (1:35)

THIRD QUARTER

EIU - Cobb 1 run (DiMartino kick) (13:08)

TEAM STATSEIUUD

First Downs.....	26.....	16
Rushes-Yards.....	44-115.....	48-104
Passing-Yards.....	201.....	250
Comp-Att-Int.....	13-35-1.....	21-35-1
Total Offense.....	316.....	354
Fumbles-Lost.....	1-0.....	6-4
Penalties-Yards.....	3-12.....	2-39
Int Returns-Yards-TD.....	1-10.....	1-51-0
Time of Possession.....	29:16.....	30:44
Sacks-Yards.....	n/a.....	n/a

LEADERS

RUSHING (No-Yds-TD)

EIU - Cobb (23-101-1), Forster (12-34-0)
UD - Ciccone (17-46-0), Sully (7-32-0)

PASSING (Att-Cmp-Int-Yds-TD)

EIU - Turk (34-13-1-201-0)
UD - Komlo (35-21-1-250-1)

RECEIVING (No -Yds -TD)

EIU - Warring (6-82-0), Forster (4-46-0)
UD - Ravettine (11-156-0), Bistran (2-28-0)

DEFENSE (Tackles - Solo, Assist, TFL)

EIU - Jeske (17-4-0), Parker (12-2-3), Pittman (9-4-2)
UD - Panik (17-0-0), Keeler (10-5-1)

RECAP

Poke Cobb rushed for 101 yards and scored what proved to be the game winning touchdown in the third quarter as Eastern Illinois completed its program turnaround winning the NCAA Division II National Championship, 10-9, over Delaware. Cobb's score came on the opening drive of the third quarter after EIU had trailed 10-3 at the half. Delaware missed a field goal with :02 seconds left in the contest from 45-yards out as Steve Parker pressured the kick. EIU forced seven Delaware turnovers in the win. Ray Jeske led the defense with 21 tackles including 17 solo stops. The Panthers finished the season 12-2 after not having had a winning season since 1961.

1980 D-II Quarterfinals Nov. 29, 1980



Northern Colorado 14
Eastern Illinois 21

Charleston, Ill.
O'Brien Field (A: 3,500)

Scoring	1	2	3	4	Final
Northern Colorado.....	7.....	0.....	0.....	7.....	14
Eastern Illinois.....	14.....	7.....	0.....	0.....	21

FIRST QUARTER

UNC - Nauslar 24 interception return (Jelden kick) (14:16)
EIU - McGhee 13 pass from Wright (DeLong kick) (9:52)
EIU - Davis 1 run (DeLong kick) (4:15)

SECOND QUARTER

EIU - Wright 1 run (DeLong kick) (13:32)

FOURTH QUARTER

UNC - Winslow 1 run (Jelden kick) (11:52)

TEAM STATSEIUUNC

First Downs.....	20.....	6
Rushes-Yards.....	41-107.....	38-93
Passing-Yards.....	200.....	51
Comp-Att-Int.....	18-35-3.....	7-12-0
Total Offense.....	307.....	144
Fumbles-Lost.....	0-0.....	3-2
Penalties-Yards.....	8-92.....	6-48
Int Returns-Yards-TD.....	0-0-0.....	3-24-1
Time of Possession.....	27:42.....	32:18
Sacks-Yards.....	n/a.....	n/a

LEADERS

RUSHING (No-Yds-TD)

EIU - Staple (19-74-0), Slaughter (12-37-0)
UNC - Bright (16-73-0), Bixler (4-42-0)

PASSING (Att-Cmp-Int-Yds-TD)

EIU - Wright (22-12-2-140-1), Christensen (13-6-1-60-0)
UNC - Winslow (12-7-0-51-0)

RECEIVING (No -Yds -TD)

EIU - Mehalic (6-58-0), Slaughter (7-55-0)
UNC - Bright (4-27-0)

DEFENSE (Tackles - Solo, Assist, TFL)

EIU - Lee (1-11-1), Melvin (2-9-3)
UNC - Defensive stats not available for UNC

RECAP

Daeon Nauslar returned an interception 24 yards in the opening minute to give Northern Colorado an early 7-0 lead. Eastern Illinois would score the next 21 points of the contest as they won 21-14 over the Bears in the opening round of the NCAA Division II playoffs. It was the Panthers fourth straight D-II playoff victory. Scott McGhee caught a pass from Chuck Wright to open the Panthers scoring in the first quarter. Wright later scored on a quarterback keeper in the second quarter. EIU's defense was led by Alonzo Lee with 11 tackles and Randy Melvin with 11.

EIU FOOTBALL IN THE NCAA POST-SEASON



1980 D-II Semifinals Dec. 6, 1980

Eastern Illinois 56 North Alabama..... 31

Florence, Ala.
Braly Stadium (A: 10,000)

Scoring	1	2	3	4	Final
Eastern Illinois	7	21	14	14	56
North Alabama	10	14	0	7	31

FIRST QUARTER

UNA - Riley 63 run (McMurrain kick) (14:13)
EIU - Staple 7 run (DeLong kick) (11:10)
UNA - McMurrain 47 field goal (5:52)

SECOND QUARTER

UNA - Fletcher 6 run (McMurrain kick) (14:48)
EIU - Staple 3 run (kick failed) (13:03)
UNA - Brown 17 pass from Riley (McMurrain kick) (6:34)
EIU - McGhee 22 pass from Wright (Staple run) (1:48)
EIU - Trepanier recovers blocked punt (DeLong kick) (0:03)

THIRD QUARTER

EIU - McGhee 37 pass from Wright (DeLong kick) (6:19)
EIU - Wojnowski 16 fumble return (DeLong kick) (5:34)

FOURTH QUARTER

EIU - Grant 8 pass from Wright (DeLong kick) (6:08)
UNA - Riley 3 run (McMurrain kick) (4:58)
EIU - Christensen 3 run (DeLong kick) (0:12)

TEAM STATSEIU UNA

First Downs.....	24	8
Rushes-Yards.....	51-231	36-134
Passing-Yards.....	258	92
Comp-Att-Int.....	21-34-3	5-12-1
Total Offense.....	489	226
Fumbles-Lost.....	1-0	2-2
Penalties-Yards.....	8-60	4-50
Int Returns-Yards-TD.....	1-0-0	3-59-0
Time of Possession.....	39:18	20:42
Sacks-Yards.....	1-3	2-7

LEADERS

RUSHING (No-Yds-TD)

EIU - Staple (24-120-2), Slaughter (12-86-0)
UNA - Riley (12-67-2), Fletcher (7-32-0)

PASSING (Att-Cmp-Int-Yds-TD)

EIU - Wright (25-15-1-169-3), Christensen (9-6-2-89-0)
UNA - Riley (12-5-1-92-0)

RECEIVING (No -Yds -TD)

EIU - Grant (8-103-1), McGhee (4-91-0)
UNA - Brown (3-57-0)

DEFENSE (Tackles - Solo, Assist, TFL)

EIU - Melvin (5-8-1), Gray (4-3-0), Wojnowski (3-3-1)
UNA - Lowe (6-12-1), Condon (5-10-0)

RECAP

Mike Trepanier recovered a blocked punt in the end zone with three seconds left in the first half that swung momentum in Eastern Illinois favor as the Panthers rolled to a 56-31 win at North Alabama. Scott McGhee's touchdown reception with 1:48 left in the first half brought EIU to within 24-21. Trepanier's recovery gave EIU the lead for good as the Panthers scored three straight touchdowns in the second half to blow open the game. Keith Wojnowski returned a fumble 16 yards for one of the scores. Otis Grant led EIU with seven catches for 103 yards.



1980 D-II Championship Dec. 13, 1980

Cal Poly..... 21 Eastern Illinois..... 13

Albuquerque, N.M.
University Stadium (A: 2,056)

Scoring	1	2	3	4	Final
Cal Poly	7	0	7	7	21
Eastern Illinois	0	13	0	0	13

FIRST QUARTER

CP - Martin 42 punt return (Vessella kick) (13:02)

SECOND QUARTER

EIU - Slaughter 2 run (DeLong kick) (14:58)
EIU - Slaughter 1 run (kick failed) (0:59)

THIRD QUARTER

CP - Martin 58 pass from Johnston (Vessella kick) (9:28)

FOURTH QUARTER

CP - Martin 33 pass from Johnston (Vessella kick) (14:02)

TEAM STATSEIU CP

First Downs.....	16	15
Rushes-Yards.....	39-87	44-39
Passing-Yards.....	263	236
Comp-Att-Int.....	20-42-2	12-21-1
Total Offense.....	350	275
Fumbles-Lost.....	3-2	6-2
Penalties-Yards.....	11-140	8-68
Int Returns-Yards-TD.....	1-0	2-0
Time of Possession.....	31:15	28:45
Sacks-Yards.....	0	0

LEADERS

RUSHING (No-Yds-TD)

EIU - Slaughter (14-75-2), Staple (16-42-0)
CP - Jackson (20-26-0), Craig (8-24-0)

PASSING (Att-Cmp-Int-Yds-TD)

EIU - Wright (22-11-1-158-0), Christensen (20-9-1-105-0)
CP - Johnston (21-12-1-236-2)

RECEIVING (No -Yds -TD)

EIU - Slaughter (6-122-0), Grant (6-70-0)
CP - Martin (7-164-2), Hanifin (4-73-0)

DEFENSE (Tackles - Solo, Assist, TFL)

EIU - Pittman (4-6-0), Melvin (1-9-0)
CP - Kirchhof (3-6-1), Jones (3-5-0)

RECAP

Cal Poly ended a potential game tying with an interception at the 16 yard line with 54 seconds remaining as the Mustangs beat Eastern Illinois, 21-13 in the NCAA Division II National Championship game. EIU held Cal Poly's running game in check but Robbie Martin scored all three CP touchdowns with two long touchdown receptions and a 42-yard punt return for touchdown. Rod Slaughter carried the load on the ground and in the air for EIU scoring on two short touchdown runs to give the Panthers a 13-7 halftime lead. Slaughter ended the game with 75 yards rushing and 122 yards receiving.



1982 I-AA First Round Nov. 27, 1982

Jackson State..... 13 Eastern Illinois 16

Charleston, Ill.
O'Brien Field (A: 3,000)

Scoring	1	2	3	4	O1	Final
Jackson State	7	3	3	0	0	13
Eastern Illinois	0	3	3	7	3	16

FIRST QUARTER

JSU - Brown 1 run (Dozier kick) (8:09)

SECOND QUARTER

JSU - Dozier 31 field goal (10:20)
EIU - Strauch 32 field goal (2:13)

THIRD QUARTER

JSU - Dozier 37 field goal (9:34)
EIU - Strauch 23 field goal (3:00)

FOURTH QUARTER

EIU - Blair fumble recovery (Strauch kick) (12:53)

1ST OVERTIME

EIU - Strauch 23 field goal

TEAM STATSEIU JSU

First Downs.....	20	16
Rushes-Yards.....	31-62	36-137
Passing-Yards.....	308	167
Comp-Att-Int.....	26-51-3	15-24-1
Total Offense.....	327	258
Fumbles-Lost.....	3-0	4-1
Penalties-Yards.....	3-17	7-70
Int Returns-Yards-TD.....	1-8-0	3-43-0
Time of Possession.....	31:59	28:01
Sacks-Yards.....	2-14	3-23

LEADERS

RUSHING (No-Yds-TD)

EIU - Staple (18-39-0), Nixon (3-7-0)
JSU - Conners (4-39-0), Brown (12-27-1)

PASSING (Att-Cmp-Int-Yds-TD)

EIU - Christensen (50-26-2-308-0)
JSU - McKenzie (24-15-1-167-0)

RECEIVING (No -Yds -TD)

EIU - Wright (10-130-0), Staple (7-57-0)
JSU - Simmons (6-68-0), Burkett (3-36-0)

DEFENSE (Tackles - Solo, Assist, TFL)

EIU - Covington (3-8-0), Williams (4-5-1)
JSU - Grahahm (5-5-2), January (1-6-0)

RECAP

Reggie Taylor forced a Jackson State fumble in overtime that was recovered by Randy McCue as Eastern Illinois picked up its first NCAA I-AA playoff victory, 16-13 in overtime. JSU opened a 10-0 lead in the first half on a 1-yard run by Odis Brown and 31-yard field goal by Eric Dozier. EIU tied the contest early in the fourth quarter as Jerry Wright had the ball stripped from his hands at the two yard line. Pat Blair recovered the ball in the end zone accounting for the Panthers game tying score. Dave Strauch drove home a 23-yard field goal in the extra session to give EIU the win.

1982 I-AA Quarterfinals Dec. 4, 1982



Eastern Illinois 19
Tennessee State 20

Nashville, Tenn.
Hale Stadium (A: n/a)

Scoring	1	2	3	4	Final
Eastern Illinois	0	6	7	6	19
Tennessee State	7	0	13	0	20

FIRST QUARTER

TSU - Tate 73 pass from Biggles (Jones kick) (13:59)

SECOND QUARTER

EIU - Strauch 44 field goal (6:49)
EIU - Strauch 36 field goal (3:44)

THIRD QUARTER

EIU - Wright 9 pass from Christensen (Strauch kick) (9:57)
TSU - Jones 19 pass from Ransom (Jones kick) (3:13)
TSU - Tate 6 pass from Ransom (kick failed) (0:05)

FOURTH QUARTER

EIU - Wright 6 pass from Christensen (kick failed) (9:18)

TEAM STATSEIUTSU

First Downs	20	19
Rushes-Yards	31-132	27-72
Passing-Yards	264	267
Comp-Att-Int	27-48-3	15-32-2
Total Offense	396	339
Fumbles-Lost	2-0	3-1
Penalties-Yards	15-77	12-77
Int Returns-Yards-TD	2-20-0	3-49-0
Time of Possession	33:49	26:11
Sacks-Yards	n/a	n/a

LEADERS

RUSHING (No-Yds-TD)

EIU - Staple (22-112-0)
TSU - Kinnebrew (14-44-0)

PASSING (Att-Cmp-Int-Yds-TD)

EIU - Christensen (48-27-3-264-2)
TSU - Biggles (16-8-2-172-1), Ransom (16-7-0-95-2)

RECEIVING (No-Yds-TD)

EIU - Wright (10-136-2), Staple (5-45-0)
TSU - Tate (5-129-2), Jones (3-53-1)

DEFENSE (Tackles - Solo, Assist, TFL)

EIU - No Defensive Stats Available
TSU - No Defensive Stats Available

RECAP

Eastern Illinois missed a 46-yard field goal attempt with 55 seconds left to play as the Panthers fell at Tennessee State, 20-19 in the second round of the NCAA playoffs. Eastern Illinois and Tennessee State both missed extra points on late touchdowns. TSU scored on the first drive of the game as Golden Tate hauled in a 73-yard pass from Kenneth Biggles. EIU closed the margin to one point on a pair of second quarter Dave Strauch field goals. Jeff Christensen connected twice with Jerry Wright for second half touchdowns as Wright ended the game with ten catches for 136 yards. The NCAA would later rule the game a forfeit by TSU due to the use of ineligible player in the contest.

1983 I-AA First Round Nov. 26, 1983



Eastern Illinois 13
Indiana State 16 (2ot)

Terre Haute, Ind.
Memorial Stadium (A: 6,222)

Scoring	1	2	3	4	O1	O2	Final
Eastern Illinois	0	0	0	10	3	0	13
Indiana State	0	0	7	3	3	3	16

THIRD QUARTER

INS - Edwards 20 run (Bridges kick) (8:54)

FOURTH QUARTER

EIU - Holomon 20 pass from Payton (Castellanos kick) (11:25)
INS - Bridges 18 field goal (3:12)
EIU - Castellanos 33 field goal (0:03)

1ST OVERTIME

INS - Bridges 26 field goal
EIU - Castellanos 40 field goal

2ND OVERTIME

INS - Bridges 25 field goal

TEAM STATSEIUINS

First Downs	13	18
Rushes-Yards	40-131	59-219
Passing-Yards	127	88
Comp-Att-Int	13-34-3	6-11-1
Total Offense	258	307
Fumbles-Lost	0-0	4-3
Penalties-Yards	12-109	8-59
Int Returns-Yards-TD	1-11-0	3-32-0
Time of Possession	27:14	32:46
Sacks-Yards	2-10	2-12

LEADERS

RUSHING (No-Yds-TD)

EIU - Davis (16-65-0), Staple (10-42-0)
INS - Henderson (30-112-0), Edwards (14-73-1)

PASSING (Att-Cmp-Int-Yds-TD)

EIU - Payton (16-7-2-81-1), Rafferty (18-6-1-46-0)
INS - Miller (11-6-1-88-0)

RECEIVING (No-Yds-TD)

EIU - Holomon (7-75-1), Wright (3-31-0)
INS - Kimball (4-68-0), Dawson (2-20-0)

DEFENSE (Tackles - Solo, Assist, TFL)

EIU - Covington (6-9-0), Jackson (4-5-1)
INS - Johson (8-6-0), Davis (9-4-2)

RECAP

Scott Bridges knocked home a 25-yard field goal for Indiana State in the second overtime as the Sycamores edged Eastern Illinois in the opening round of the NCAA playoffs. EIU scored twice in the fourth quarter to tie the game at 10-10 in regulation. Henry Castellanos knocked home a 33-yard field goal with three seconds left in the game to force the overtime. Both teams settled for field goals in the first overtime before Bridges hit the gamewinner for Indiana State. EIU's drive in the second overtime was ended on an interception by Quintin Mikell.

1986 I-AA First Round Nov. 29, 1986



Murray State 21
Eastern Illinois 28

Charleston, Ill.
O'Brien Field (A: 4,500)

Scoring	1	2	3	4	Final
Murray State	7	7	0	7	21
Eastern Illinois	0	14	6	8	28

FIRST QUARTER

MUR - Thigpen 10 pass from Proctor (Hickert kick) (2:41)

SECOND QUARTER

MUR - Jacob 9 pass from Proctor (Hickert kick) (13:50)
EIU - Marable 1 run (Ehmke kick) (9:53)
EIU - Pitts 1 run (Ehmke kick) (3:30)

THIRD QUARTER

EIU - Ehmke 23 field goal (5:51)
EIU - Ehmke 26 field goal (0:57)

FOURTH QUARTER

MUR - Howard 32 pass from Proctor (Hickert kick) (11:26)
EIU - Marable 9 run (Payton to Marable conversion) (7:24)

TEAM STATSEIUMUR

First Downs	29	17
Rushes-Yards	37-139	34-79
Passing-Yards	398	260
Comp-Att-Int	30-54-3	20-34-1
Total Offense	537	339
Fumbles-Lost	2-1	2-1
Penalties-Yards	8-53	13-104
Int Returns-Yards-TD	1-0-0	3-25-0
Time of Possession	31:20	28:40
Sacks-Yards	1-7	1-7

LEADERS

RUSHING (No-Yds-TD)

EIU - Marable (19-110-2), Pitts (13-35-1)
MUR - Bird (12-31-0), Payne (11-35-0)

PASSING (Att-Cmp-Int-Yds-TD)

EIU - Payton (54-30-3-398-0)
MUR - Proctor (34-20-1-260-3)

RECEIVING (No-Yds-TD)

EIU - Banks (8-121-0), Cain (3-60-0), Pierce (11-149-0)
MUR - Howard (6-86-1), Jacob (5-73-1)

DEFENSE (Tackles - Solo, Assist, TFL)

EIU - Thomas (4-9-4), Polewski (2-12-0)
MUR - Curry (7-2-0), Tharpe (4-3-0)

RECAP

James Marable scored from nine yards out and then caught a two-point conversion from Sean Payton as Eastern Illinois came from behind to beat Murray State, 28-21, in the opening round of the NCAA I-AA playoffs. Murray State took a 14-0 lead on a pair of touchdown passes by Michael Proctor. The Panthers tied the score at the half, 14-14, as Marable and DuWayne Pitts both had rushing touchdowns. Rich Ehmke gave EIU a 20-14 lead with a pair of third quarter field goals. Trailing 21-20, EIU scored with 7:24 left in the game and went up by a touchdown on a two-point conversion. Rod Reynolds sealed the game with an interception for EIU with 2:21 left in the game.

EIU FOOTBALL IN THE NCAA POST-SEASON



1986 I-AA Quarterfinals Dec. 6, 1986 Eastern Kentucky 24 Eastern Illinois 22

Charleston, Ill.
O'Brien Field (A: 4,149)

Scoring	1	2	3	4	Final
Eastern Kentucky.....	14	10	0	0	24
Eastern Illinois.....	3	0	7	12	22

FIRST QUARTER

EIU - Ehmke 20 field goal (2:03)

SECOND QUARTER

EKU - Crawford 2 run (Dawson kick) (5:47)

EKU - Blount 7 pass from Whitaker (Dawson kick) (0:11)

THIRD QUARTER

EIU - Wilhems 11 pass from Payton (Ehmke kick) (8:23)

EKU - Cadore 11 pass from Whitaker (Dawson kick) (3:51)

FOURTH QUARTER

EIU - Banks 24 pass from Payton (kick failed) (9:08)

EIU - Banks 9 pass from Payton (pass failed) (0:27)

TEAM STATSEIU EKU

First Downs.....	17	24
Rushes-Yards.....	22-38	54-172
Passing-Yards.....	341	256
Comp-Att-Int.....	24-48-2	16-29-3
Total Offense.....	379	428
Fumbles-Lost.....	3-1	1-1
Penalties-Yards.....	11-90	9-70
Int Returns-Yards-TD.....	3-16-0	2-27-0
Time of Possession.....	21:13	38:47
Sacks-Yards.....	3-20	1-11

LEADERS

RUSHING (No-Yds-TD)

EIU - Marable (10-27-0)

EKU - Crawford (28-122-1), Parks (10-72-0)

PASSING (Att-Cmp-Int-Yds-TD)

EIU - Payton (48-24-2-394-3)

EKU - Whitaker (29-16-3-256-2)

RECEIVING (No-Yds-TD)

EIU - Pierce (8-177-0), Banks (9-117-2)

EKU - Cadore (2-84-1), Blount (6-61-1)

DEFENSE (Tackles - Solo, Assist, TFL)

EIU - Polewski (4-12-1), Bronaugh (5-9-0)

EKU - Klingel (5-3-0), Harper (4-4-0)

RECAP

Eastern Kentucky broke up a two-point conversion with 27 seconds remaining in the game as the Colonels held on to beat Eastern Illinois, 24-22. Trailing 24-10, EIU scored twice in the fourth quarter on a pair of touchdown passes from Sean Payton to Roy Banks. EIU missed the extra point following the first fourth quarter touchdown setting up the need to go for two on the next score. Payton passed for 394 yards and three touchdowns in his final game as a Panther. Banks hauled in nine passes for 117 yards while teammate Calvin Pierce had eight catches for 177 yards. EIU dominated time of possession as the Colonels held the ball for nearly 39 minutes. EIU had possession of the ball for just under 13 minutes in the final quarter.



1989 I-AA First Round Nov. 25, 1989 Eastern Illinois 38 Idaho 21

Moscow, Idaho
Kibbie Dome (A: 6,025)

Scoring	1	2	3	4	Final
Eastern Illinois.....	14	7	7	10	38
Idaho.....	7	7	7	0	21

FIRST QUARTER

UI - Pearce 1 run (Doyle kick) (12:33)

EIU - Cook 74 pass from Arnold (D'Alessio kick) (12:19)

EIU - Sahn 3 pass from Arnold (D'Alessio kick) (4:30)

SECOND QUARTER

UI - Harris 5 run (Doyle kick) (13:24)

EIU - Sengstock 1 run (D'Alessio kick) (1:07)

THIRD QUARTER

EIU - Castillo 14 run (D'Alessio kick) (11:15)

UI - Harris 4 run (Doyle kick) (3:35)

FOURTH QUARTER

EIU - D'Alessio 37 field goal (1:53)

EIU - Jones 59 run (D'Alessio kick) (0:30)

TEAM STATSEIU UI

First Downs.....	19	23
Rushes-Yards.....	49-230	25-49
Passing-Yards.....	211	444
Comp-Att-Int.....	14-22-1	30-53-4
Total Offense.....	441	493
Fumbles-Lost.....	0-0	1-0
Penalties-Yards.....	6-43	6-45
Int Returns-Yards-TD.....	4-143-0	1-0
Time of Possession.....	32:14	27:46
Sacks-Yards.....	1-10	1-12

LEADERS

RUSHING (No-Yds-TD)

EIU - Jones (22-154-1), Castillo (19-81-1)

UI - Harris (13-37-2), Daniels (7-25-0)

PASSING (Att-Cmp-Int-Yds-TD)

EIU - Arnold (22-14-1-211-2)

UI - Friesz (50-29-3-420-0)

RECEIVING (No-Yds-TD)

EIU - Cook (2-91-1), Jones (4-64-0)

UI - Dunn (7-116-0), Dahlquist (7-73-0)

DEFENSE (Tackles - Solo, Assist, TFL)

EIU - Lance (6-6-0), Mills (2-6-0), Noll (3-4-0)

UI - Zeller (7-3-0), Matthews (6-4-0)

RECAP

Tim Lance intercepted a pass at the nine yard line late in the fourth quarter as Eastern Illinois picked up a road win to open the NCAA playoffs at Idaho. The Panthers picked off Walter Payton Award winner John Friesz four times converting two of those into 14 points. Ray D'Alessio kicked a 37-yard field goal and Jamie Jones tacked on a 59-yard touchdown run in the final two minutes to ice the game. Jones rushed for 154 yards as the Panthers gained 230 yards on the ground. Eric Arnold was an efficient 14-of-22 for 211 yards with a long touchdown pass to Jason Cook.



1989 I-AA Quarterfinals Dec. 2, 1989 Eastern Illinois 19 Montana 25

Missoula, Mont.
Washington-Grizzly Stad. (A: 12,285)

Scoring	1	2	3	4	Final
Eastern Illinois.....	0	9	7	3	19
Montana.....	6	10	6	3	25

FIRST QUARTER

MONT - Duce 41 field goal (4:52)

MONT - Duce 26 field goal (2:48)

SECOND QUARTER

EIU - Team safety (10:43)

EIU - Moore 13 pass from Arnold (D'Alessio kick) (8:41)

MONT - Glenn 50 pass from Bennett (Duce kick) (8:13)

MONT - Duce 40 field goal (0:48)

THIRD QUARTER

MONT - Clark 23 pass from Bennett (kick blocked) (11:07)

EIU - Rummell 8 pass from Arnold (D'Alessio kick) (8:05)

FOURTH QUARTER

MONT - Duce 33 field goal (7:52)

EIU - D'Alessio 31 field goal (1:16)

TEAM STATSEIU MONT

First Downs.....	16	18
Rushes-Yards.....	29-69	36-90
Passing-Yards.....	189	307
Comp-Att-Int.....	18-46-1	24-35-1
Total Offense.....	258	397
Fumbles-Lost.....	2-1	2-1
Penalties-Yards.....	8-65	11-94
Int Returns-Yards-TD.....	1-16-0	1-10-0
Time of Possession.....	28:34	31:26
Sacks-Yards.....	2-18	2-18

LEADERS

RUSHING (No-Yds-TD)

EIU - Castillo (13-49-0), Jones (10-24-0)

MONT - Rice (14-47-0), Bennett (13-27-0)

PASSING (Att-Cmp-Int-Yds-TD)

EIU - Arnold (46-18-1-189-2)

MONT - Bennett (35-24-1-307-2)

RECEIVING (No-Yds-TD)

EIU - Rummell (7-85-1), Moore (4-32-1)

MONT - Trevathan (7-102-0), Geln (4-81-1)

DEFENSE (Tackles - Solo, Assist, TFL)

EIU - Mills (3-14-0), Holcombe (1-9-0)

MONT - Rankin (3-13-0), Hauk (3-7-0)

RECAP

Eastern Illinois held a three point lead midway through the second quarter and pulled to within a touchdown on two occasions in the second half but Montana was able to hold on for a 25-19 win in the NCAA playoffs. Tim Moore's 13 yard pass from Eric Arnold put the Panthers up 9-6 with 8:41 left to play in the first half. EIU scored its opening points on a team safety following a mishandled snap by the Montana punter. Mike Rummell's touchdown reception in the third quarter and Ray D'Alessio's field goal in the fourth cut the Grizzlies lead to six points. Jeff Mills led the EIU defense making 17 tackles.

1995 I-AA First Round Nov. 25, 1995



Eastern Illinois 29
Stephen F. Austin 34

Nacogdoches, Texas
Homer Bryce Stad. (A: 3,552)

Scoring	1	2	3	4	Final
Eastern Illinois	0	15	0	14	29
Stephen F. Austin	7	10	14	3	34

FIRST QUARTER

SFA - Harris 21 run (Minton kick) (6:31)

SECOND QUARTER

SFA - Ritchey 7 run (Minton kick) (12:14)
EIU - High 2 run (Largent kick) (7:36)
SFA - Minton 24 field goal (5:18)
EIU - High 1 rush (Mauch rush) (0:02)

THIRD QUARTER

SFA - Ricks 56 pass from Ritchey (Minton kick) (10:07)
SFA - Rick 23 pass from Ritchey (Minton kick) (0:27)

FOURTH QUARTER

SFA - Minton 34 field goal (10:24)
EIU - Roche 10 pass from Mauch (Largent kick) (6:51)
EIU - Hess 25 pass from Mauch (Largent kick) (5:14)

TEAM STATSEIUSFA

First Downs.....	29	17
Rushes-Yards.....	56-336	34-138
Passing-Yards.....	166	390
Comp-Att-Int.....	14-32-1	16-25-1
Total Offense.....	484	491
Fumbles-Lost.....	2-1	1-1
Penalties-Yards.....	2-10	6-53
Int Returns-Yards-TD.....	1-0-0	1-0-0
Time of Possession.....	35:23	24:37
Sacks-Yards.....	2-20	1-6

LEADERS

RUSHING (No-Yds-TD)

EIU - High (25-182-2), Hicks (13-92-0)
SFA - Harris (19-89-1), Vallery (8-31-0)

PASSING (Att-Cmp-Int-Yds-TD)

EIU - Mauch (32-14-1-166-2)
SFA - Ritchey (25-16-2-390-2)

RECEIVING (No -Yds -TD)

EIU - Lynch (5-61-0), Hicks (4-34-0)
SFA - Jefferson (4-141-0), Goodwin (4-105-0)

DEFENSE (Tackles - Solo, Assist, TFL)

EIU - Carver (6-6-1), Rasheed (7-3-1), R. Wilson (6-3-1)
SFA - Trotter (10-3-1), Love (8-4-0)

RECAP

Eastern Illinois rushed for 336 yards including 182 by Willie High but the Panthers fell short in the opening round of the I-AA playoffs falling at Stephen F. Austin 34-29. EIU trailed 17-15 at the half after High scored on a pair of short runs for the Panthers, the last coming with two seconds remaining in the half. SFA had two touchdown passes from James Ritchey in the third quarter to push the lead back to double digits. EIU scored twice in the latter portion of the fourth quarter on touchdown passes by Pete Mauch. EIU was turned away on its final drive with 1:30 left in the game as Pat House picked off a pass at midfield. SFA was able to run the final time off the clock.

1996 I-AA First Round Nov. 30, 1996



Eastern Illinois 14
Northern Iowa 21

Cedar Falls, Iowa
UNI-Dome (A: 10,402)

Scoring	1	2	3	4	Final
Eastern Illinois	7	7	0	0	14
Northern Iowa	7	7	0	7	21

FIRST QUARTER

EIU - Praamsma 2 run (Larner kick) (3:36)
UNI - Talton 92 kickoff return (Waller kick) (3:22)

SECOND QUARTER

EIU - Rosenstiel 23 pass from Simpson (Larner kick) (2:52)
UNI - Clayton 3 pass from Beard (Waller kick) (0:32)

FOURTH QUARTER

UNI - Stovall 1 run (Waller kick) (7:02)

TEAM STATSEIUUNI

First Downs.....	23	15
Rushes-Yards.....	60-214	18-9
Passing-Yards.....	166	300
Comp-Att-Int.....	12-20-1	17-33-1
Total Offense.....	380	309
Fumbles-Lost.....	3-3	1-1
Penalties-Yards.....	4-29	4-39
Int Returns-Yards-TD.....	1-19-0	1-25-0
Time of Possession.....	41:20	18:40
Sacks-Yards.....	1-10	1-5

LEADERS

RUSHING (No-Yds-TD)

EIU - Lynch (21-62-0), Praamsma (14-49-1)
UNI - Stovall (15-20-1)

PASSING (Att-Cmp-Int-Yds-TD)

EIU - Simpson (19-12-1-166-1)
UNI - Beard (33-17-1-300-1)

RECEIVING (No -Yds -TD)

EIU - Daniels (3-38-0), Szarka (3-31-0)
UNI - Clayton (6-96-1), Ward (5-98-0)

DEFENSE (Tackles - Solo, Assist, TFL)

EIU - Jackson (5-2-0), Lohrenz (6-0-1)
UNI - Olsen (11-5-1), Spann (6-4-0)

RECAP

Eastern Illinois dominated every aspect of the game except for the final score as the Panthers fell in an NCAA playoff game at Northern Iowa. The EIU defense led by Ed Jackson limited UNI to only nine yards rushing on the day as EIU held the ball for more than 41 minutes in the contest. In the end John Stovall plunged over from 1-yard out with 7:02 left in the game to give UNI the win. EIU's two touchdowns came on a 2-yard run by Conrad Praamsma and a Mike Simpson 23-yard touchdown pass to Bob Rosenstiel. UNI scored on a 92-yard kick off return in the first quarter and tied the score at the half when Alonzo Clayton scored on a 3-yard pass from Steven Beard with 32 seconds left in the half.

2000 I-AA First Round Nov. 25, 2000



Eastern Illinois 13
Montana 45

Missoula, Mont.
Washington-Grizzly Stad. (A: 16,212)

Scoring	1	2	3	4	Final
Eastern Illinois	0	7	0	6	13
Montana	17	0	14	14	45

FIRST QUARTER

MONT - Farris 80 pass from Miller (Snyder kick) (11:58)
MONT - Snyder 32 field goal (3:41)
MONT - Farris 8 fumble return (Snyder kick) (1:08)

SECOND QUARTER

EIU - Bumphus 53 pass from Romo (Besenhofer kick) (11:36)

THIRD QUARTER

MONT - Edwards 2 run (Snyder kick) (10:05)
MONT - Farris 34 pass from Edwards (Snyder kick) (4:52)

FOURTH QUARTER

MONT - Humphery 1 run (Synder kick) (13:48)
MONT - Steinau 38 fumble recovery (Snyder kick) (11:38)
EIU - Kreke 4 pass from Romo (pass failed) (7:56)

TEAM STATSEIUMONT

First Downs.....	16	19
Rushes-Yards.....	35-99	29-112
Passing-Yards.....	212	341
Comp-Att-Int.....	20-42-1	17-35-3
Total Offense.....	311	461
Fumbles-Lost.....	4-3	1-0
Penalties-Yards.....	11-77	8-86
Int Returns-Yards-TD.....	3-5-0	1-0-0
Time of Possession.....	32:40	27:20
Sacks-Yards.....	1-7	4-22

LEADERS

RUSHING (No-Yds-TD)

EIU - McDavid (15-48-0), JR Taylor (6-40-0)
MONT - Humphery (17-90-1), Drinkwalter (5-14-0)

PASSING (Att-Cmp-Int-Yds-TD)

EIU - Romo (42-20-1-212-2)
MONT - Miller (26-10-3-239-1), Edwards (9-7-0-102-1)

RECEIVING (No -Yds -TD)

EIU - Kreke (6-44-1), Cutolo (5-65-0), JR Taylor (3-11-0)
MONT - Farris (6-178-2), Humphery (3-11-0)

DEFENSE (Tackles - Solo, Assist, TFL)

EIU - Ricks (7-3-3), W. Taylor (8-1-0), Lewis (4-3-0)
MONT - Huntsberger (3-11-0), Steinau (5-3-1)

RECAP

Montana scored on its opening drive as Drew Miller hit Jimmy Farris for an 80-yard touchdown and Montana pulled away early for a 45-13 win over Eastern Illinois. The Grizzlies scored three times in the opening quarter to lead 17-0. Tony Romo hit Will Bumphus for a 53-yard pass early in the second quarter to have EIU trail 17-7 at the half. Montana added four straight touchdowns to put the contest away. Farris had 178 yards receiving for Montana. EIU was plagued by turnovers as they fumbled the ball three times to end drives. The Panthers final score was in the fourth quarter as Romo hit Nathan Kreke for a 4-yard touchdown.

EIU FOOTBALL IN THE NCAA POST-SEASON



2001 I-AA First Round
Dec. 1, 2001
Northern Iowa..... 49
Eastern Illinois..... 43

Charleston, Ill.
O'Brien Field (A: 6,824)

Scoring 1 2 3 4 Final
Northern Iowa10..... 15..... 14..... 10..... 49
Eastern Illinois7..... 13..... 8..... 15..... 43

FIRST QUARTER

EIU - Cutolo 15 pass from Romo (Besenhofer kick) (11:40)
UNI - Seitz 8 pass from Jurgens (Hoambrecker kick) (6:45)
UNI - Hoambrecker 45 field goal (3:32)

SECOND QUARTER

UNI - Carter 5 run (kick failed) (6:45)
EIU - Taylor 45 run (Besenhofer kick) (5:03)
UNI - Bengé 1 run (Hoambrecker kick) (2:33)
EIU - Cutolo 39 pass from Romo (kick blocked) (1:27)
UNI - Brutley PAT return (1:27)

THIRD QUARTER

UNI - Bengé 1 run (Hoambrecker kick) (9:09)
EIU - Davis 42 pass from Romo (Davis rush) (6:30)
UNI - Bengé 6 run (Hoambrecker kick) (0:17)

FOURTH QUARTER

EIU - Cutolo 71 pass from Romo (Gilkey reception) (14:08)
UNI - Bengé 3 run (Hoambrecker kick) (10:49)
UNI - Hoambrecker 27 field goal (6:58)
EIU - Robinson 3 pass from Romo (Besenhofer kick) (3:27)

TEAM STATSEIU UNI

First Downs.....	23.....	23
Rushes-Yards.....	26-139.....	52-241
Passing-Yards.....	386.....	245
Comp-Att-Int.....	22-35-2.....	16-29-0
Total Offense.....	525.....	476
Fumbles-Lost.....	4-0.....	0-0
Penalties-Yards.....	3-26.....	5-53
Int Returns-Yards-TD.....	0-0-0.....	2-0-0
Time of Possession.....	24:43.....	35:17
Sacks-Yards.....	0-0.....	1-7

LEADERS

RUSHING (No-Yds-TD)

EIU - Taylor (22-154-1)
UNI - Bengé (29-177-4), Carter (16-52-1)

PASSING (Att-Cmp-Int-Yds-TD)

EIU - Romo (34-22-2-386-5)
UNI - Jurgens (29-16-0-235-1)

RECEIVING (No-Yds-TD)

EIU - Cutolo (11-217-3), Davis (4-94-1)
UNI - Soliday (6-122-0), Hannam (4-38-0)

DEFENSE (Tackles - Solo, Assist, TFL)

EIU - Miller (8-7-0), Ricks (8-4-0), Lewis (5-7-1)
UNI - Stimmel (5-3-0), Harris (5-2-0)

RECAP

In the highest scoring game in Eastern Illinois playoff history the Panthers fell in a shootout to Northern Iowa, 49-43. EIU entered the playoffs as the No. 4 seed and faced No. 5 seed UNI as the FCS playoffs went to a regionalized format for the first time. Tony Romo passed for 386 yards and five touchdowns while Frank Cutolo was on the receiving end of 11 passes for 217 yards and three scores. EIU cut the lead to three points to start the fourth quarter when Romo hit Cutolo for a touchdown pass with 14:08 left. UNI then drove the length of the field with Adam Bengé scoring his third rushing touchdown of the day for UNI to help them hold on for the win.



2002 I-AA First Round
Nov. 30, 2002
Eastern Illinois..... 9
Western Illinois..... 48

Macomb, Ill.
Hanson Field (A: n/a)

Scoring 1 2 3 4 Final
Eastern Illinois0..... 2..... 7..... 0..... 9
Western Illinois.....21..... 6..... 7..... 14..... 48

FIRST QUARTER

WIU - Lawson 5 run (Langan kick) (11:22)
WIU - Michna 1 run (Langan kick) (6:30)
WIU - Lawson 23 pass from Michna (Langan kick) (0:07)

SECOND QUARTER

EIU - Bihun safety (7:36)
WIU - Glasford 12 run (kick failed) (3:17)

THIRD QUARTER

WIU - Green 11 punt return (Langan kick) (10:14)
EIU - Raymond 30 pass from Romo (Kuehn kick) (8:05)

FOURTH QUARTER

WIU - Luke 14 pass from Michna (Langan kick) (12:04)
WIU - Gray 32 punt return (Langan kick) (7:18)

TEAM STATSEIU WIU

First Downs.....	14.....	22
Rushes-Yards.....	28-56.....	44-193
Passing-Yards.....	220.....	172
Comp-Att-Int.....	22-45-1.....	12-20-1
Total Offense.....	276.....	365
Fumbles-Lost.....	3-1.....	1-1
Penalties-Yards.....	8-69.....	6-50
Int Returns-Yards-TD.....	1-21-0.....	1-5-0
Time of Possession.....	29:39.....	30:21
Sacks-Yards.....	2-12.....	3-11

LEADERS

RUSHING (No-Yds-TD)

EIU - JR Taylor (18-88-0), Kissack (1-2-0)
WIU - Lawson (20-104-1), Glasford (8-56-1)

PASSING (Att-Cmp-Int-Yds-TD)

EIU - Romo (44-21-1-215-1)
WIU - Michna (17-11-1-164-2)

RECEIVING (No-Yds-TD)

EIU - Raymond (7-77-1), Hopson (4-46-0), Eller (3-38-0)
WIU - Luke (3-63-1), Hall (2-29-0)

DEFENSE (Tackles - Solo, Assist, TFL)

EIU - Ricks (6-3-0), Sanders (7-1-0), Miller (3-4-2)
WIU - Russell (8-3-3), Middlebrook (4-5-1)

RECAP

Western Illinois scored three times in the first quarter and never looked back as the Leathernecks won 48-9 over Eastern Illinois. The Panthers first score was on a Will Bihun safety in the second quarter. The lone offensive score for EIU was a Tony Romo pass to Andre Raymond midway through the third quarter. Attley Lawson scored twice on the ground rushing for 104 yards for WIU. Romo passed for 215 yards in his final collegiate game at EIU.



2005 I-AA First Round
Nov. 26, 2005
Southern Illinois..... 21
Eastern Illinois..... 6

Charleston, Ill.
O'Brien Field (A: 4,000)

Scoring 1 2 3 4 Final
Southern Illinois.....7..... 0..... 7..... 7..... 21
Eastern Illinois3..... 0..... 0..... 3..... 6

FIRST QUARTER

EIU - Yates 32 field goal (10:14)
SIU - Whitlock 6 run (Coffin kick) (1:03)

THIRD QUARTER

SIU - Whitlock 5 run (Coffin kick) (10:24)

FOURTH QUARTER

EIU - Wilke 34 field goal (13:48)
SIU - Whitlock 3 run (Coffin kick) (5:33)

TEAM STATSEIU SIU

First Downs.....	17.....	14
Rushes-Yards.....	100.....	109
Passing-Yards.....	144.....	189
Comp-Att-Int.....	18-37-1.....	15-21-0
Total Offense.....	244.....	298
Fumbles-Lost.....	1-0.....	2-1
Penalties-Yards.....	8-40.....	5-40
Int Returns-Yards-TD.....	0-0-0.....	1-5-0
Time of Possession.....	30:49.....	29:11
Sacks-Yards.....	0-0.....	1-10

LEADERS

RUSHING (No-Yds-TD)

EIU - Webb (17-80-0), Bess (10-24-0)
SIU - Whitlock (23-89-3), Sambursky (5-15-0)

PASSING (Att-Cmp-Int-Yds-TD)

EIU - Donato (36-18-1-144-0)
SIU - Sambursky (21-15-0-189-0)

RECEIVING (No-Yds-TD)

EIU - Bess (4-22-0), Voss (3-39-0)
SIU - Little (6-58-0), Payne (2-68-0)

DEFENSE (Tackles - Solo, Assist, TFL)

EIU - Seller (8-2-1), Seymour (7-2-0), Kelly (6-1-0)
SIU - F. Johnson (8-2-0), Whitaker (6-4-1)

RECAP

Akree Whitlock scored three rushing touchdowns as Southern Illinois knocked off Eastern Illinois in the opening round of the FCS playoffs. Whitlock rushed for 89 yards on 23 carries with scores in the first, third and fourth quarters. EIU took the lead in the game scoring on its first drive as Zach Yates knocked home a 32 yard field goal with 10:14 to go in the first quarter. EIU's only other score of the contest would come on a Tyler Wilke 34-yard field goal to open the fourth quarter. EIU held the ball for 20 minutes in the opening half but was unable to take advantage trailing 7-3 at the break.

2006 FCS First Round

Nov. 25, 2006



Illinois State..... 24
Eastern Illinois..... 13

Charleston, Ill.
O'Brien Field (A: 4,400)

Scoring	1	2	3	4	Final
Illinois State	3	7	0	14	24
Eastern Illinois	0	6	0	7	13

FIRST QUARTER

ISU - Mazur 30 field goal (7:35)

SECOND QUARTER

EIU - Yates 47 field goal (9:54)
ISU - Tate 41 interception return (Mazur kick) (5:35)
EIU - Yates 39 field goal (0:40)

FOURTH QUARTER

EIU - Sanders 87 interception return (Yates kick) (10:48)
ISU - Rembert 18 run (Mazur kick) (2:07)
ISU - Caesar 45 interception return (Mazur kick) (1:00)

TEAM STATSEIU ISU

First Downs.....	7	18
Rushes-Yards.....	22-59	38-162
Passing-Yards.....	79	177
Comp-Att-Int.....	15-30-3	16-33-4
Total Offense.....	138	339
Fumbles-Lost.....	0-0	1-0
Penalties-Yards.....	6-35	3-30
Int Returns-Yards-TD.....	4-120-1	3-86-2
Time of Possession.....	26:22	33:38
Sacks-Yards.....	2-15	1-7

LEADERS

RUSHING (No-Yds-TD)

EIU - Webb (14-54-0)
ISU - Rembert (27-11-1)

PASSING (Att-Cmp-Int-Yds-TD)

EIU - Stinson (30-15-3-79-0)
ISU - Drone (33-16-4-177-0)

RECEIVING (No -Yds -TD)

EIU - Campanella (7-32-0), Webb (4-13-0)
ISU - Robinson (5-55-0), Horton (3-42-0)

DEFENSE (Tackles - Solo, Assist, TFL)

EIU - Burge (6-11-0), B.J. Brown (5-1-0), Seymour (1-5-1)
ISU - Campbell (3-8-2), Siskowic (5-5-0)

RECAP

Pierre Rembert scored on an 18-yard touchdown with 2:07 left in the contest as Illinois State rallied to win a hard fought NCAA first round playoff game over Eastern Illinois. The Panthers appeared to have taken the lead for good as Terrance Sanders picked off a Luke Drone pass and raced 87 yards for a go-ahead score with 10:48 left in the fourth. EIU would pick off another pass on the next ISU drive but failed to pick up a first down, thus turning over the ball to ISU for the game winning drive. The Redbirds also returned two interceptions for touchdowns while Zach Yates kicked two long field goals to account for Eastern Illinois other six points. Senior Vincent Webb ended his career second on the EIU career rushing list.

2007 FCS First Round

Nov. 24, 2007



Eastern Illinois..... 11
Southern Illinois..... 30

Carbondale, Ill./McAndrew Stadium
A: 6124

Scoring	1	2	3	4	Final
Eastern Illinois	0	0	3	8	11
Southern Illinois	14	6	0	10	30

FIRST QUARTER

SIU - Alan 21 pass from Hill (Dougherty kick) (10:19)
SIU - Kernes 8 pass from Hill (Dougherty kick) (2:59)

SECOND QUARTER

SIU - Dougherty 18 field goal (1:55)
SIU - Dougherty 21 field goal (0:00)

THIRD QUARTER

EIU - Wilke 42 field goal (2:35)

FOURTH QUARTER

SIU - Hill 5 run (Dougherty kick) (14:55)
EIU - Campanella 7 pass from Reeder (Steckel conversion from Reeder) (7:03)
SIU - Dougherty 26 field goal (2:24)

TEAM STATSEIU SIU

First Downs.....	11	23
Rushes-Yards.....	26-66	39-168
Passing-Yards.....	113	234
Comp-Att-Int.....	22-34-1	24-31-0
Total Offense.....	179	402
Fumbles-Lost.....	3-1	2-2
Penalties-Yards.....	3-25	3-23
Int Returns-Yards-TD.....	0-0-0	1-5-0
Time of Possession.....	26:22	33:38
Sacks-Yards.....	2-9	2-13

LEADERS

RUSHING (No-Yds-TD)

EIU - Adeniji 22-76-0; Bess 1-9-0
SIU - Randle 12-72-0; Hill 13-32-1

PASSING (Att-Cmp-Int-Yds-TD)

EIU - Reeder 33-22-1-113-1
SIU - Hill 30-24-0-234-2

RECEIVING (No -Yds -TD)

EIU - Fisher 5-24-0; Adeniji 4-18-0
SIU - Turner 6-75-1; Allen 5-66-0

DEFENSE (Tackles - Solo, Assist, TFL)

EIU - Thomas 8-7-0; Arrington 5-5-0, Larson 2-6-1
SIU - Turner 4-7-1; Rodgers 7-2-0, Moe 6-2-1

RECAP

Southern Illinois scored ten first half points off of Eastern Illinois turnovers and the Salukis built a 20-0 halftime lead to advance to the NCAA second round. After EIU made a stop on the first SIU drive, the Panthers fumbled their first offensive snap inside the redzone allowing SIU to score a couple of plays later. SIU held Ademola Adeniji to just 76 yards rushing as the Panthers scored 11 points late but were never really in the contest. Nick Hill was a dual threat passing for 234 yards while rushing for 32 yards and a touchdown. EIU did play with out All-American wide receiver Micah Rucker for a majority of the game. Senior linebacker Donald Thomas finished his career with a 15 tackle game.

2009 FCS First Round

Nov. 28, 2009



Eastern Illinois..... 7
Southern Illinois..... 48

Carbondale, Ill.
McAndrew Stadium (A: 6,391)

Scoring	1	2	3	4	Final
Eastern Illinois	7	0	0	0	7
Southern Illinois	7	17	17	7	48

FIRST QUARTER

EIU - Ricks 11 run (Signor kick) (11:42)
SIU - Karim 10 run (Dougherty kick) (7:33)

SECOND QUARTER

SIU - McIntosh 16 run (Dougherty kick) (13:28)
SIU - Dougherty 33 field goal (7:24)
SIU - Russo 28 fumble return (Dougherty kick) (6:04)

THIRD QUARTER

SIU - Goode 6 pass from McIntosh (Dougherty kick) (11:29)
SIU - Karim 11 pass from McIntosh (Dougherty kick) (6:37)
SIU - Dougherty 45 field goal (1:14)

FOURTH QUARTER

SIU - Karim 58 run (Dougherty kick) (11:31)

TEAM STATSEIU SIU

First Downs.....	10	20
Rushes-Yards.....	36-109	53-323
Passing-Yards.....	80	66
Comp-Att-Int.....	7-18-1	13-17-1
Total Offense.....	189	389
Fumbles-Lost.....	5-5	1-1
Penalties-Yards.....	3-40	7-55
Int Returns-Yards-TD.....	1-0-0	1-2-0
Time of Possession.....	24:32	35:28
Sacks-Yards.....	0-0	4-29

LEADERS

RUSHING (No-Yds-TD)

EIU - M. Williams (20-107-0), Potempa (7-17-0)
SIU - Karim (23-155-2), McIntosh (15-115-1)

PASSING (Att-Cmp-Int-Yds-TD)

EIU - Christensen (8-1--1-13-0); Reeder (10-6-0-67-0)
SIU - McIntosh (17-13-1-66-2)

RECEIVING (No -Yds -TD)

EIU - Lora (3-28-0), Whittaker (2-28-0)
SIU - Morris (3-15-0), Kernes (2-14-0), Goode (2-13-1)

DEFENSE (Tackles - Solo, Assist, TFL)

EIU - Nasti (10-4-0.5), Kickels (5-3-1), Frericks (3-2-0.5)
SIU - Jordan (1-6-0), Walker (3-2-2)

RECAP

Eastern Illinois scored on its first offensive possession as Lorence Ricks scooted in from 11 yards out on a fourth and one call but five lost fumbles would eventually cost the Panthers in a 48-7 loss at Southern Illinois. The EIU defense held the high powered Saluki offense to punts on their first two possessions but SIU was able to convert on a short field following a fumble recovery. SIU tied the game on a 10-yard run by Deji Karim with 7:33 left in the first and never looked back. Karim became the first opposing rusher to go over 100 yards on the season against EIU as he finished with 155 yards and two scores. EIU's ground attack was led by Mon Williams with 107 yards but much of that real estate was gained in the middle part of the field. Kyle Russo capped the SIU day with a 28 yard fumble return for touchdown with 6:04 left in the first half.

EIU FOOTBALL IN THE NCAA POST-SEASON



GAME 12 - Nov. 24, 2012

Eastern Illinois 10
South Dakota State 58

Brookings, S.D.
Coughlin-Alumni Field (A: 4,367)
FCS Playoffs First Round

Scoring	1	2	3	4	Final
Eastern Illinois	0	3	0	7	10
South Dakota St.	10	24	3	21	58

FIRST QUARTER

SDS - Zenner 68 run (Syrovatka kick) (4:27)
SDS - Syrovatka 22 field goal (2:25)

SECOND QUARTER

EIU - Berra 19 field goal (14:04)
SDS - Zenner 4 run (Syrovatka kick) (9:39)
SDS - Zenner 7 run (Syrovatka kick) (5:35)
SDS - Syrovatka 29 field goal (1:00)
SDS - Jones 8 pass from Sumner (Syrovatka kick) (0:00)

THIRD QUARTER

SDS - Syrovatka 28 field goal (4:40)

FOURTH QUARTER

SDS - Gandy 1 run (Syrovatka kick) (13:12)
EIU - Walker 4 run (Berra kick) (10:39)
SDS - Jones 5 run (Syrovatka kick) (7:11)
SDS - Gandy 12 run (Syrovatka kick) (3:54)

TEAM STATSEIU SDSU

First Downs	17	29
Rushes-Yards	32-145	53-434
Passing-Yards	221	146
Comp-Att-Int	25-41-1	13-28-0
Total Offense	366	580
Fumbles-Lost	2-1	0-0
Penalties-Yards	9-100	4-20
Int Returns-Yards-TD	0-0-0	1-20-0
Time of Possession	22:57	37:03
Sacks-Yards	1-10	2-13

LEADERS

RUSHING (No-Yds-TD)

EIU - Walker (23-125-1), Lora (1-14-0)
SDS - Zenner (33-295-3), Gandy (16-151-2)

PASSING (Att-Cmp-Int-Yds-TD)

EIU - Garoppolo (41-25-1-221-0)
SDS - Sumner (28-13-0-146-1)

RECEIVING (No-Yds-TD)

EIU - Lora (12-133-0), Wright (4-54-0)
SDS - Rollin (5-44-0), Kool (3-25-0)

DEFENSE (Tackles - Solo, Assist, TFL)

EIU - Houlihan (7-0-0), Dowdell (7-0-0), Haynes (6-0-1)
SDS - Mink (6-2-1), Lally (6-1-0), Shafrath (5-2-0)

RECAP

South Dakota State scored twice in the last minute of the second quarter to break open a FCS first round playoff game as the Jackrabbits won 58-10 over Eastern Illinois. Zach Zenner scored the first of three touchdowns as he broke loose for a 68-yard run in the first quarter. EIU would turn the ball over on an interception on the next drive as a receiver slipped on the frozen grass. The Panthers defense held SDSU to a field goal. The Panthers were then held at the goal line to open the second quarter settling for a field goal. Zenner scored two short touchdowns and rushed for 295 yards to put the game away. Erik Lora hauled in 12 passes for 133 yards as he finished the season with an FCS record 136 receptions. His 1,664 yards receiving rank fourth all-time for single season totals in the FCS.



GAME 13 - Dec. 7, 2013

Tennessee State 10
Eastern Illinois 51

Charleston, Ill.
O'Brien Field (4,825)
FCS Playoffs 2nd Round

Scoring	1	2	3	4	Final
Tennessee State	0	0	7	3	10
Eastern Illinois	16	21	7	7	51

FIRST QUARTER

EIU - Duncan 3 run (Berra kick) (11:15)
EIU - Berra 25 field goal (8:06)
EIU - Lora 20 pass from Garoppolo (kick failed) (4:41)

SECOND QUARTER

EIU - LePak 6 pass from Garoppolo (Berra kick) (10:32)
EIU - Goodman 5 blocked punt return (Berra kick) (2:15)
EIU - Drake 4 pass from Garoppolo (Berra kick) (0:26)

THIRD QUARTER

EIU - Little 18 run (Berra kick) (12:41)
TSU - Broughton 7 run (Godfrey kick) (7:28)

FOURTH QUARTER

TSU - Godfrey 42 field goal (10:00)
EIU - Little 80 run (Berra kick) (9:46)

TEAM STATSEIU TSU

First Downs	25	13
Rushes-Yards	46-313	33-45
Passing-Yards	240	242
Comp-Att-Int	17-27-1	25-38-0
Total Offense	553	287
Fumbles-Lost	4-1	5-3
Penalties-Yards	6-37	8-97
Int Returns-Yards-TD	0-0-0	1-3-0
Time of Possession	27:13	32:47
Sacks-Yards	1-2	1-5

LEADERS

RUSHING (No-Yds-TD)

EIU - Little (12-184-2), Duncan (21-79-1), Lera (6-47-0)
TSU - Broughton (16-26-1), Spells (4-10-0)

PASSING (Att-Cmp-Int-Yds-TD)

EIU - Garoppolo (26-17-1-240-3)
TSU - German (38-25-0-242-0)

RECEIVING (No-Yds-TD)

EIU - Drake (6-95-1), LePak (6-32-1), Lora (3-76-1)
TSU - Mitchell (6-76-0), Wilson (4-50-0)

DEFENSE (Tackles - Solo, Assist, TFL)

EIU - Gristick (4-1-0), McCall (4-1-0), Houlihan (4-1-0)
TSU - Taylor (9-2-1), Thrasher (7-3-0)

RECAP

Eastern Illinois snapped a long FCS playoff drought with a 51-10 victory over Tennessee State in the FCS 2nd round. The Panthers the No. 2 seed in this year's field jumped out to a 37-0 lead at halftime. Jimmy Garoppolo threw for three first half touchdowns hitting Erik Lora, Jeff LePak and Adam Drake. The Panthers tacked on a special teams touchdown as DJ Bland blocked a punt that Anthony Goodman scooped up and scored on from five yards out. Shepard Little rushed for 184 yards and two second half touchdowns as EIU won in the playoffs for the first time since 1989. The Panthers stuffed the TSU run allowing just 45 yards on the ground and 287 yards of total offense. It was the most points EIU has scored in a playoff game and the least number of points the Panthers defense has allowed in the FCS playoffs.



GAME 14 - Dec. 13, 2013

Towson 49
Eastern Illinois 39

Charleston, Ill.
O'Brien Field (3,850)
FCS Playoffs Quarterfinals

Scoring	1	2	3	4	Final
Towson	0	21	14	14	49
Eastern Illinois	14	0	10	15	39

FIRST QUARTER

EIU - Lora 3 pass from Garoppolo (Berra kick) (10:13)
EIU - Garoppolo 6 run (Berra kick) (7:18)

SECOND QUARTER

TOW - West 9 run (Evangelista kick) (12:40)
TOW - Frazier 4 run (Evangelista kick) (6:21)
TOW - West 63 run (Evangelista kick) (4:39)

THIRD QUARTER

EIU - Garoppolo 1 run (Berra kick) (13:15)
TOW - West 6 run (Evangelista kick) (9:52)
EIU - Berra 28 field goal (6:20)
TOW - West 5 run (Evangelista kick) (1:13)

FOURTH QUARTER

EIU - LePak 39 pass from Garoppolo (Lora catch) (14:35)
TOW - Victor 3 run (Evangelista kick) (9:53)
TOW - West 3 run (Evangelista kick) (7:33)
EIU - Meyer 10 run (Berra kick) (3:08)

TEAM STATSEIU TOW

First Downs	28	26
Rushes-Yards	48-190	59-472
Passing-Yards	321	115
Comp-Att-Int	38-51-0	8-14-0
Total Offense	511	587
Fumbles-Lost	7-2	4-2
Penalties-Yards	7-65	3-15
Int Returns-Yards-TD	0-0-0	0-0-0
Time of Possession	29:08	30:52
Sacks-Yards	0-0	3-17

LEADERS

RUSHING (No-Yds-TD)

EIU - Duncan (20-100-0), Little (14-58-0)
TOW - West (39-354-5), Victor (11-80-1)

PASSING (Att-Cmp-Int-Yds-TD)

EIU - Garoppolo (50-38-0-321-2)
TOW - Athens (13-8-0-115-0)

RECEIVING (No-Yds-TD)

EIU - Lora (18-129-1), LePak (5-67-1)
TOW - Oboh (3-41-0), Dessenberg (1-29-0)

DEFENSE (Tackles - Solo, Assist, TFL)

EIU - Haynes (7-2-0), Delphonse (5-3-0), Beard (6-1-0)
TSU - Clark (11-4-0), Gaddis (13-1-1), Delaire (6-0-2)

RECAP

Eastern Illinois jumped out to a 14-0 first quarter lead but the Panthers could not slow down Towson running back Terrance West during a 49-39 loss in the FCS quarterfinals. West rushing for an FCS playoff record 354 yards and five touchdowns. Walter Payton Award winning quarterback Jimmy Garoppolo did all he could for the Panthers offense passing for 321 yards with two passing touchdowns and two rushing touchdowns. Senior wide receiver Erik Lora ended his career with 18 catches for 129 yards and one score. EIU tied the game to open the second half and closed to within 3 points to open the fourth quarter. EIU's defense could not find an answer for West or the Tigers as they rushed for 472 total yards and seven rushing touchdowns.



GAME 12 - November 28, 2015

Eastern Illinois 17

Northern Iowa 53

Cedar Falls, Iowa

UNI-Dome (7,062)

(FCS Playoffs 1st Round)

Scoring	1	2	3	4	Final
Eastern Illinois	7	0	10	0	17
Northern Iowa	0	23	20	10	53

FIRST QUARTER

EIU - Church 1 run (Bruno kick) (6:44)

SECOND QUARTER

UNI - Schmadeke 37 field goal (13:37)

UNI - Fountain 32 pass from Bailey (Schmadeke kick) (7:22)

UNI - Schmadeke 22 field goal (2:32)

UNI - Smith 2 run (Schmadeke kick) (1:48)

UNI - Schmadeke 30 field goal (0:00)

THIRD QUARTER

EIU - Bruno 37 field goal (13:11)

UNI - Brown 52 pass from Bailey (Schmadeke kick) (12:28)

EIU - Bounds 2 pass from Whitlow (Bruno kick) (10:44)

UNI - Fountain 41 pass from Bailey (pass failed) (9:00)

UNI - Huggins 24 run (Schmadeke kick) (1:43)

FOURTH QUARTER

UNI - Schmadeke 21 field goal (6:38)

UNI - Buchanan 70 interception return (Schmadeke kick) (4:07)

TEAM STATSEIU UNI

First Downs.....	16	23
Rushes-Yards.....	24-76	58-323
Passing-Yards.....	293	162
Comp-Att-Int.....	31-56-3	7-11-0
Total Offense.....	369	485
Fumbles-Lost.....	2-1	3-2
Penalties-Yards.....	10-80	5-31
Int Returns-Yards-TD.....	0-0-0	3-87-1
Time of Possession.....	25:54	34:06
Sacks-Yards.....	3-9	0-0

LEADERS

RUSHING (No-Yds-TD)

EIU - Church (15-35-1), Harrison (2-19-0), Whitlow (2-19-0)

UNI - Smith (24-147-1), Bailey (18-72-0)

PASSING (Att-Cmp-Int-Yds-TD)

EIU - Whitlow (49-27-2-252-1), Green (7-4-1-41-0)

UNI - Bailey (11-7-0-162-3)

RECEIVING (No -Yds -TD)

EIU - Church (10-46-0), Taylor (3-106-0)

UNI - Brown (2-78-1), Fountain (2-73-2)

DEFENSE (Tackles - Solo, Assist, TFL)

EIU - Wickliffe (10-0-0), Grugier-Hill (8-0-2), Goodman (5-1-1)

UNI - Dorleant (6-0-2), Ales (5-1-0)

RECAP

Northern Iowa turned two Eastern Illinois errors late in the second quarter into 13 points as UNI slowly pulled away for a 53-17 win over EIU in the first round of the FCS playoffs. EIU led 7-0 on a Devin Church short touchdown run in the first quarter. After a mishandled snap, UNI was able to take a 10-7 lead with 7:22 to play in the second quarter. EIU could not get out of the half and trailed 23-7 at the break. A Nick Bruno field goal to open the second half cut the lead to 23-10, but UNI responded with a touchdown and scored 20 points in the third quarter and ten in the fourth. Jalen Whitlow passed for 252 yards in his final game as a Panther. Jourdan Wickliffe had ten tackles for the EIU defense.

PANTHERS IN THE POLLS

1982 (NCAA)

1. Eastern Kentucky
2. Louisiana Tech
3. Delaware
4. Tennessee State
5. **EASTERN ILLINOIS**
6. Furman
7. South Carolina State
8. Jackson State
9. Colgate
10. Grambling
11. Idaho
12. Northern Illinois
13. Holy Cross
14. Bowling Green
15. Boise State
16. Western Michigan
17. Chattanooga
18. Northwestern State
19. Montana
20. Lafayette

1983 (NCAA)

1. Southern Illinois
2. Furman
3. Holy Cross
4. North Texas
5. Indiana State
6. **EASTERN ILLINOIS**
7. Colgate
8. Eastern Kentucky
9. Western Carolina
10. Grambling
11. Nevada
12. Idaho State
13. Boston University
14. Louisiana Monroe
15. Jackson State
16. Middle Tennessee
17. Tennessee State
18. South Carolina State
19. Mississippi Valley St.
20. New Hampshire

1986 (NCAA)

1. Nevada
2. Arkansas State
3. **EASTERN ILLINOIS**
4. Georgia Southern
5. Holy Cross
6. Appalachian State
7. Penn
8. William & Mary
9. Jackson State
10. Eastern Kentucky
11. Sam Houston State
12. Nicholls State
13. Delaware
14. Tennessee State
15. Furman
16. Idaho
17. Southern Illinois
18. Murray State
19. Connecticut
20. North Carolina A&T

Listed are Final FCS (I-AA) polls that Eastern Illinois has been ranked in since moving to that Division. The NCAA ranked teams from 1978 through 1992 and rankings are from final regular-season games - no post-season is included. The Sports Network took over for the NCAA in 1993 expanding the poll to 25 teams. Starting in 1998, rankings were done following the NCAA Playoffs.

All rankings taken from NCAA Record Book

Eastern Illinois was ranked No. 1 in the nation at the NCAA Division II level following the 1980 regular season.

1989 (NCAA)

1. Georgia Southern
2. Furman
3. Stephen F. Austin
4. Holy Cross
5. Idaho
6. Montana
7. Appalachian State
8. Maine
9. Southwest Missouri
10. Middle Tennessee
11. William & Mary
12. Eastern Kentucky
13. Grambling
14. Youngstown State
15. **EASTERN ILLINOIS**
16. Villanova
17. Jackson State
18. Connecticut
19. Nevada-Reno
20. Northern Iowa

1995 (Sports Network)

1. Montana
2. Marshall
3. McNeese State
4. Stephen F. Austin
5. Appalachian State
6. Delaware
7. Troy State
8. Southern
9. Murray State
10. Hofstra
11. Georgia Southern
12. Eastern Kentucky
13. Northern Iowa
14. **EASTERN ILLINOIS**
15. James Madison
16. Jackson State
17. Florida A&M
18. Idaho
19. William & Mary
20. Richmond
21. Boise State
22. Northern Arizona
23. Connecticut
24. Indiana State
25. Middle Tennessee

1996 (Sports Network)

1. Marshall
2. Montana
3. Northern Iowa
4. Troy State
5. William & Mary
6. Murray State
7. E. Tennessee State
8. Northern Arizona
9. Furman
10. Delaware
11. Jackson State
12. Villanova
13. Western Illinois
14. Florida A&M
15. Nicholls State
16. **EASTERN ILLINOIS**
17. New Hampshire
18. Youngstown State
19. Dartmouth
20. Howard
21. Missouri State
22. Stephen F. Austin
23. James Madison
24. Dayton
25. Appalachian State

1997 Sports Network

1. Youngstown State
2. McNeese State
3. Delaware
4. Eastern Washington
5. Villanova
6. Western Illinois
7. Western Kentucky
8. Georgia Southern
9. Hampton
10. Florida A&M
11. Southern
12. Montana
13. Jackson State
14. Hofstra
15. Eastern Kentucky
16. Cal Poly
17. Northwestern State
18. Stephen F. Austin
19. South Carolina State
20. Liberty
21. **EASTERN ILLINOIS**
22. Appalachian State
23. Dayton
24. Northeastern
25. Colgate

2000 (Sports Network)

1. Georgia Southern
2. Montana
3. Delaware
4. Appalachian State
5. Western Kentucky
6. Richmond
7. Hofstra
8. Lehigh
9. Troy State
10. Furman
11. Youngstown State
12. Western Illinois
13. Grambling
14. Florida A&M
15. Portland State
16. McNeese State
17. **EASTERN ILLINOIS**
18. Weber State
19. Northern Iowa
20. Bethune-Cookman
21. North Carolina A&T
22. Tennessee Tech
23. Wofford
24. Illinois State
25. Texas State

2001 Sports Network

1. Montana
2. Furman
3. Georgia Southern
4. Northern Iowa
5. Lehigh
6. Appalachian State
7. Sam Houston State
8. Grambling
9. **EASTERN ILLINOIS**
10. Maine
11. Hofstra
12. Western Kentucky
13. McNeese State
14. Northwestern State
15. Youngstown State
16. Northern Arizona
17. William & Mary
18. Eastern Kentucky
19. Harvard
20. Villanova
21. Rhode Island
22. Florida A&M
23. Tennessee Tech
24. Penn
25. Tennessee State

2002 Sports Network

1. Western Kentucky
2. McNeese State
3. Georgia Southern
4. Villanova
5. Western Illinois
6. Maine
7. Montana
8. Grambling
9. Furman
10. Appalachian State
11. Northeastern
12. Fordham
13. **EASTERN ILLINOIS**
14. Wofford
15. Bethune-Cookman
16. Northwestern State
17. Penn
18. Idaho State
19. Montana State
20. Murray State
21. Eastern Kentucky
22. Gardner-Webb
23. Nicholls State
24. Southeast Missouri
25. Colgate

2005 Sports Network

1. Appalachian State
2. Northern Iowa
3. Furman
4. Texas State
5. New Hampshire
6. Cal Poly
7. Southern Illinois
8. Richmond
9. Georgia Southern
10. Hampton
11. Montana
12. Grambling
13. Eastern Washington
14. Youngstown State
15. Brown
16. **EASTERN ILLINOIS**
17. Nicholls State
18. Montana State
19. Massachusetts
20. South Carolina State
21. Lafayette
22. Illinois State
23. Colgate
24. Coastal Carolina
25. James Madison

2006 Sports Network

1. Appalachian State
2. Massachusetts
3. Montana
4. Youngstown State
5. North Dakota State
6. New Hampshire
7. Southern Illinois
8. Illinois State
9. James Madison
10. Montana State
11. Hampton
12. Furman
13. Tennessee Martin
14. Coastal Carolina
15. **EASTERN ILLINOIS**
16. Cal Poly
17. Northern Iowa
18. Princeton
19. Portland State
20. San Diego
21. McNeese State
22. South Dakota State
23. Wofford
24. Central Arkansas
25. Yale

2007 Sports Network

1. Appalachian State
2. Delaware
3. Southern Illinois
4. Northern Iowa
5. Richmond
6. Wofford
7. Massachusetts
8. Eastern Washington
9. North Dakota State
10. Montana
11. McNeese State
12. James Madison
13. Eastern Kentucky
14. New Hampshire
15. Delaware State
16. Youngstown State
17. Georgia Southern
18. **EASTERN ILLINOIS**
19. South Dakota State
20. Fordham
21. Harvard
22. Yale
23. Elon
24. Cal Poly
25. Grambling State

2009 Sports Network

1. Villanova
2. Montana
3. Appalachian State
4. William & Mary
5. Richmond
6. Southern Illinois
7. New Hampshire
8. South Carolina State
9. Elon
10. Stephen F. Austin
11. South Dakota State
12. McNeese State
13. Eastern Washington
14. Holy Cross
15. Prairie View A&M
16. Jacksonville State
17. Weber State
18. Northern Iowa
19. **EASTERN ILLINOIS**
20. Penn
21. Colgate
22. Liberty
23. Florida A&M
24. Lafayette
25. Texas State

2012 FCS Coaches

1. North Dakota State
2. Sam Houston State
3. Georgia Southern
4. Eastern Washington
5. Montana State
6. Old Dominion
7. Wofford
8. Appalachian State
9. Illinois State
10. Central Arkansas
11. Cal Poly
12. Stony Brook
13. New Hampshire
14. Lehigh
15. Towson
16. Villanova
17. South Dakota State
18. Richmond
19. Eastern Kentucky
20. Northern Arizona
21. James Madison
22. Wagner
23. Bethune-Cookman
24. Coastal Carolina
25. **EASTERN ILLINOIS**

2013 Sports Network

1. North Dakota State
2. Towson
3. Eastern Washington
4. **EASTERN ILLINOIS**
5. New Hampshire
6. Southeastern Louisiana
7. Coastal Carolina
8. Montana
9. Fordham
10. Jacksonville State
11. McNeese State
12. Maine
13. South Dakota State
14. Sam Houston State
15. Northern Arizona
16. Bethune-Cookman
17. Tennessee State
18. Youngstown State
19. Samford
20. Montana State
21. Southern Utah
22. Furman
23. Chattanooga
24. Charleston Southern
25. South Carolina State

2015 FCS Coaches

1. North Dakota State
2. Jacksonville State
3. Richmond
4. Sam Houston State
5. Illinois State
6. Northern Iowa
7. Charleston Southern
8. Chattanooga
9. McNeese State
10. Portland State
11. James Madison
12. William & Mary
13. Colgate
14. Montana
15. The Citadel
16. South Dakota State
17. Coastal Carolina
18. Southern Utah
19. Fordham
20. Harvard
21. North Carolina A&T
22. Western Illinois
23. **EASTERN ILLINOIS**
24. Dartmouth
25. Bethune-Cookman

2023 FCS Coaches

1. South Dakota State
2. Montana
3. North Dakota State
4. Idaho
5. South Dakota
6. Furman
7. UAlbany
8. Montana State
9. Villanova
10. Florida A&M
11. Delaware
12. Austin Peay
13. Southern Illinois
14. Incarnate Word
15. Sacramento State
16. North Dakota
17. Chattanooga
18. North Carolina Central
19. Lafayette
20. Mercer
21. Youngstown State
22. Richmond
23. UT Martin
24. **EASTERN ILLINOIS**
25. Holy Cross

EASTERN ILLINOIS GAMES AS A NATIONALLY RANKED TEAM (FCS ONLY)

Date	Rank	Opponent (Rank)	Result
Oct. 16, 1982	(20)	at Indiana State	W 16-12
Oct. 23, 1982	(12)	at Western Illinois	W 31-7
Oct. 30, 1982	(7)	Southern Illinois	W 20-7
Nov. 6, 1982	(6)	at Missouri State	W 36-7
Nov. 13, 1982	(5)	Kentucky Wesleyan	W 72-0
Nov. 27, 1982	(5)	Jackson State (8) *	W 16-13 (ot)
Dec. 4, 1982	(5)	at Tennessee State (4) *	L 19-20
Oct. 1, 1983	(20)	Youngstown State	W 21-20
Oct. 8, 1983	(17)	at Akron	W 10-7
Oct. 15, 1983	(13)	Northern Iowa	W 13-0
Oct. 22, 1983	(9)	Western Illinois	W 20-0
Oct. 29, 1983	(7)	Indiana State (20)	L 13-17
Nov. 5, 1983	(13)	Missouri State	W 12-3
Nov. 12, 1983	(11)	at Western Kentucky	W 34-14
Nov. 26, 1983	(6)	at Indiana State (5) *	L 13-16 (2ot)
Oct. 4, 1986	(15)	Liberty	W 40-15
Oct. 11, 1986	(11)	Northern Iowa (8)	W 31-30
Oct. 18, 1986	(9)	at Western Illinois	W 37-3
Oct. 25, 1986	(8)	at Missouri State	W 34-20
Nov. 1, 1986	(6)	Winona State	W 64-0
Nov. 8, 1986	(4)	at Indiana State	W 31-14
Nov. 14, 1986	(4)	Western Kentucky	W 35-18
Nov. 29, 1986	(3)	Murray State (18) *	W 28-21
Dec. 7, 1986	(3)	Eastern Kentucky (10) *	L 22-24
Sept. 26, 1987	(17)	at Liberty	W 17-14
Oct. 3, 1987	(14)	at Akron	L 10-24
Oct. 7, 1989	(19)	at Liberty	L 7-9
Oct. 14, 1989	(20)	Akron	W 21-17
Oct. 21, 1989	(19)	Western Illinois	W 31-5
Oct. 28, 1989	(13)	at Northern Iowa	L 28-31
Nov. 18, 1989	(18)	at Western Kentucky (15)	W 10-7
Nov. 25, 1989	(15)	at Idaho (4) *	W 38-21
Dec. 2, 1989	(15)	at Montana (6) *	L 19-25
Sept. 1, 1990	(17)	at Northern Illinois	L 17-28
Sept. 8, 1990	(18)	at Northwestern State	W 23-22
Sept. 15, 1990	(18)	McNeese State	L 7-15
Oct. 7, 1995	(22)	at Northern Iowa (21)	L 7-17
Oct. 14, 1995	(25)	at Western Kentucky	W 35-9
Oct. 28, 1995	(18)	Illinois State	W 31-10
Nov. 4, 1995	(15)	Western Illinois	W 20-17
Nov. 11, 1995	(14)	at Southern Illinois	W 42-21
Nov. 18, 1995	(12)	at Indiana State (19)	W 27-6
Nov. 25, 1995	(12)	at Stephen F. Austin (5) *	L 29-34
Sept. 7, 1996	(24)	Pittsburg State	W 41-31
Sept. 14, 1996	(17)	Indiana State	W 35-16
Sept. 28, 1996	(9)	at UT Martin	W 38-0
Oct. 12, 1996	(7)	Western Illinois	L 7-10
Oct. 19, 1996	(14)	Murray State (8)	L 28-35
Oct. 26, 1996	(18)	at Tennessee Tech	W 35-27
Nov. 2, 1996	(17)	at Austin Peay	W 42-7
Nov. 9, 1996	(15)	at Southeast Missouri	W 41-21
Nov. 16, 1996	(14)	at Middle Tennessee	L 24-31
Nov. 23, 1996	(19)	Eastern Kentucky	W 45-21
Nov. 30, 1996	(16)	at Northern Iowa (3) *	L 14-21
Aug. 28, 1997	(6)	at Western Illinois (8)	L 0-41
Sept. 6, 1997	(19)	UT Martin	W 42-6
Sept. 13, 1997	(19)	Saint Joseph's (IN)	W 41-20
Sept. 20, 1997	(19)	at Illinois State	W 25-14
Sept. 27, 1997	(15)	at Tennessee Tech	W 10-7
Oct. 4, 1997	(15)	at Southeast Missouri	W 32-7
Oct. 18, 1997	(10)	Middle Tennessee	W 30-17
Oct. 25, 1997	(10)	Austin Peay	W 42-14
Nov. 1, 1997	(8)	at Indiana State	W 21-14
Nov. 8, 1997	(9)	at Murray State	L 17-24
Nov. 22, 1997	(14)	Eastern Kentucky (19)	L 7-49
Sept. 3, 1998	(24)	Saint Joseph's (IN)	W 24-7
Sept. 12, 1998	(22)	at Central Florida	L 0-49
Sept. 26, 1998	(25)	Tennessee Tech	W 13-6
Oct. 3, 1998	(22)	Southeast Missouri	W 35-33
Oct. 17, 1998	(14)	Illinois State	L 22-36
Oct. 24, 1998	(21)	at Middle Tennessee	W 35-32
Oct. 31, 1998	(18)	Tennessee State	L 21-27
Oct. 14, 2000	(25)	Murray State	W 48-7
Oct. 21, 2000	(22)	at Tennessee Tech	W 27-16
Oct. 28, 2000	(17)	at Western Kentucky (8)	L 12-34
Nov. 4, 2000	(21)	Southeast Missouri	W 38-9
Nov. 11, 2000	(17)	at Illinois State	L 41-44 (2ot)

Date	Rank	Opponent (Rank)	Result
Nov. 18, 2000	(22)	Eastern Kentucky	W 49-6
Nov. 25, 2000	(17)	at Montana (1) *	L 13-45
Sept. 8, 2001	(12)	Indiana State	W 44-14
Sept. 22, 2001	(10)	at Eastern Kentucky	W 21-14
Sept. 29, 2001	(8)	Tennessee Tech	W 44-33
Oct. 6, 2001	(6)	at San Diego State	L 7-40
Oct. 13, 2001	(10)	Southeast Missouri	W 12-0
Oct. 20, 2001	(9)	at Southern Illinois	W 49-21
Oct. 27, 2001	(8)	Tennessee State (14)	W 52-49
Nov. 1, 2001	(6)	at UT Martin	W 56-16
Nov. 10, 2001	(4)	at Florida Atlantic	W 38-10
Nov. 17, 2001	(3)	Murray State	W 37-6
Nov. 24, 2001	(3)	Northern Iowa (6) *	L 43-49
Aug. 31, 2002	(4)	at Hawai'i	L 36-61
Sept. 14, 2002	(7)	at Kansas State	L 13-63
Sept. 21, 2002	(13)	Indiana State	W 26-19
Sept. 28, 2002	(13)	Illinois State	W 45-10
Oct. 5, 2002	(14)	at Tennessee Tech	W 35-28
Oct. 12, 2002	(9)	Eastern Kentucky (19)	W 25-24
Oct. 19, 2002	(7)	at Southeast Missouri	W 44-27
Nov. 2, 2002	(6)	at Tennessee State	W 54-48
Nov. 9, 2002	(6)	UT Martin	W 55-43
Nov. 16, 2002	(3)	Florida Atlantic	W 47-6
Nov. 23, 2002	(2)	at Murray State	L 35-37
Nov. 30, 2002	(6)	at Western Illinois (2) *	L 9-48
Aug. 30, 2003	(20)	California (Pa.)	W 27-0
Sept. 13, 2003	(18)	at Missouri	L 0-37
Sept. 20, 2003	(18)	Illinois State	L 14-21
Nov. 5, 2005	(24)	at Tennessee State	W 27-3
Nov. 12, 2005	(23)	Tennessee Tech	W 31-20
Nov. 19, 2005	(22)	at Jacksonville State	W 10-6
Nov. 26, 2005	(19)	Southern Illinois (8) *	L 6-21
Sept. 2, 2006	(14)	at Illinois (24)	L 17-42
Sept. 9, 2006	(20)	Indiana State	W 31-21
Sept. 16, 2006	(18)	at Illinois State (6)	L 30-44
Sept. 23, 2006	(19)	at Samford	W 24-13
Sept. 30, 2006	(17)	at Hawai'i	L 9-44
Oct. 7, 2006	(20)	Southeast Missouri	W 21-0
Oct. 14, 2006	(16)	at Eastern Kentucky	W 28-21
Oct. 21, 2006	(16)	Murray State	W 20-10
Oct. 28, 2006	(14)	at UT Martin (12)	L 9-15
Nov. 4, 2006	(20)	Tennessee State	W 29-3
Nov. 11, 2006	(20)	at Tennessee Tech	W 38-14
Nov. 18, 2006	(17)	Jacksonville State	W 28-24
Nov. 25, 2006	(14)	Illinois State (11) *	L 13-24
Aug. 30, 2007	(17)	Tennessee Tech	W 45-25
Sept. 8, 2007	(12)	at Purdue	L 6-52
Sept. 15, 2007	(14)	Illinois State (17)	L 21-24
Sept. 22, 2007	(20)	at Indiana State	W 54-20
Sept. 29, 2007	(19)	at Southeast Missouri	W 31-16
Oct. 6, 2007	(15)	Eastern Kentucky	L 21-28
Oct. 13, 2007	(23)	at Murray State	W 27-24
Oct. 20, 2007	(24)	UT Martin	W 29-23
Oct. 27, 2009	(25)	at Tennessee State	W 38-35
Nov. 10, 2009	(22)	at Jacksonville State	W 37-23
Nov. 17, 2009	(20)	Samford	W 33-17
Nov. 24, 2009	(18)	at Southern Illinois (4) *	L 11-30
Aug. 28, 2008	(18)	at Central Michigan	L 12-31
Sept. 5, 2008	(18)	at Illinois	L 21-47
Sept. 13, 2008	(20)	Indiana State	W 38-3
Sept. 20, 2008	(20)	at Illinois State	W 25-21
Sept. 27, 2008	(20)	Jacksonville State	L 10-23
Sept. 26, 2009	(24)	at Austin Peay	W 30-20
Oct. 3, 2009	(23)	Eastern Kentucky (18)	L 31-36
Oct. 10, 2009	(25)	at Penn State (12)	L 3-52
Oct. 17, 2009	(25)	Tennessee Tech	W 23-15
Oct. 24, 2009	(24)	at Jacksonville State (12)	W 28-20
Oct. 31, 2009	(19)	at Murray State	W 16-10
Nov. 14, 2009	(13)	UT Martin	W 49-13
Nov. 19, 2009	(13)	Tennessee State	L 10-21
Nov. 28, 2009	(19)	at Southern Illinois (1) *	L 7-48
Sept. 4, 2010	(16)	at Iowa (9)	L 7-37
Sept. 11, 2010	(22)	Central Arkansas	L 7-37

(continued on next page)

NATIONALLY RANKED GAMES

Date.....	Rank	Opponent (Rank).....	Result
Nov. 17, 2012	(24)	at Central Arkansas (10)	L 30-48
Nov. 24, 2012	(25)	at South Dakota State (10) *	L 10-58
Aug. 31, 2013	(21)	at San Diego State.....	W 40-19
Sept. 7, 2013	(14)	at Southern Illinois	W 40-37 (2ot)
Sept. 14, 2013	(9)	Illinois State (16)	W 57-24
Sept. 21, 2013	(8)	at Northern Illinois	L 39-43
Sept. 28, 2013	(8)	Eastern Kentucky	W 42-7
Oct. 10, 2013	(4)	at Austin Peay	W 63-7
Oct. 19, 2013	(3)	Southeast Missouri	W 55-33
Oct. 26, 2013	(2)	at Tennessee State (21)	W 34-16
Nov. 2, 2013	(2)	Tennessee Tech	W 56-21
Nov. 9, 2013	(2)	at Murray State	W 37-17
Nov. 16, 2013	(2)	Jacksonville State (22).....	W 52-14
Nov. 23, 2013	(2)	at UT Martin	W 70-22
Dec. 7, 2013	(2)	Tennessee State (17) *	W 51-10
Dec. 13, 2013	(2)	Towson (4) *	L 39-49
Aug. 28, 2014	(11).....	at Minnesota	L 20-42
Sept. 6, 2014	(14)	Southern Illinois (25).....	L 21-38
Sept. 13, 2014	(24)	at Illinois State.....	L 15-34
Sept. 3, 2015	(25)	at Western Illinois.....	L 5-33
Nov. 28, 2015	(24)	at Northern Iowa (14) *	L 17-53
Sept. 24, 2016	(16)	Austin Peay.....	W 56-35
Oct. 1, 2016	(13)	at Southeast Missouri	L 14-21
Oct. 8, 2016	(19)	Tennessee State (25).....	W 35-34
Oct. 15, 2016	(17)	at Tennessee Tech	W 30-24
Oct. 22, 2016	(15)	Murray State	L 38-40
Oct. 29, 2016	(22)	at Jacksonville State (2).....	L 14-47
Nov. 5, 2016	(24)	UT Martin	L 17-33
Oct. 7, 2023	(25)	UT Martin (18).....	L 27-28 (ot)

* denotes FCS Playoff Game 113-66 (63.1%)

GAMES VERSUS RANKED OPPONENTS (FCS ONLY)

GAMES VS. FBS RANKED OPPONENTS

FBS Ranked Opponents

Date.....	Opponent (EIU Rank).....	Result
Sept. 5, 2008.....	24.....at Illinois (18).....	L 21-47
Oct. 10, 2009.....	12.....at Penn State (25).....	L 3-52
Sept. 4, 2010.....	9.....at Iowa (16).....	L 7-37
		0-3 (.000)



Eastern Illinois opened the 2010 season against Big Ten member Iowa. The Hawkeyes are the highest ranked FBS team EIU has ever faced.

GAMES VS. FCS RANKED OPPONENTS

Date.....	Opponent (EIU Rank).....	Result
Nov. 27, 1982.....	8.....Jackson State (5) *.....	W 16-13 (ot)
Dec. 4, 1982.....	4.....Tennessee State (5) *.....	L 19-20
Sept. 10, 1983.....	10.....at Southern Illinois.....	L 14-17
Oct. 29, 1983.....	20.....Indiana State (7).....	L 13-17
Nov. 26, 1983.....	5.....at Indiana State (6).....	L 13-16 (2ot)
Sept. 8, 1984.....	1.....at Indiana State.....	L 17-24
Oct. 19, 1985.....	15.....Missouri State.....	W 28-27
Nov. 5, 1985.....	5.....at Northern Iowa.....	L 20-21
Sept. 20, 1986.....	17.....Southern Illinois.....	W 52-7
Oct. 11, 1986.....	8.....Northern Iowa (11).....	W 31-30
Nov. 29, 1986.....	18.....Murray State (3) *.....	W 28-21
Dec. 7, 1986.....	10.....Eastern Kentucky (3) *.....	L 22-24
Sept. 19, 1987.....	14.....Illinois State.....	W 15-9
Oct. 10, 1987.....	13.....Western Illinois.....	L 12-21
Oct. 31, 1987.....	10.....at Northern Iowa.....	L 17-19
Nov. 14, 1987.....	14.....at Western Kentucky.....	L 15-30
Oct. 15, 1988.....	2.....at Western Illinois.....	L 8-45
Nov. 5, 1988.....	5.....Western Kentucky.....	W 6-0
Nov. 12, 1988.....	15.....at Boise State.....	L 7-12
Sept. 9, 1989.....	8.....Northwestern State.....	W 20-10
Nov. 11, 1989.....	5.....Missouri State.....	W 16-15
Nov. 18, 1989.....	15.....at Western Kentucky (18).....	W 10-7
Nov. 25, 1989.....	4.....at Idaho (15) *.....	W 38-21
Dec. 2, 1989.....	6.....at Montana (15) *.....	L 19-25
Oct. 27, 1990.....	17.....Northern Iowa.....	L 10-16
Nov. 10, 1990.....	8.....at Missouri State.....	L 6-48
Nov. 23, 1991.....	4.....at Northern Iowa.....	L 17-18
Sept. 12, 1992.....	1.....at Marshall.....	L 28-63
Oct. 24, 1992.....	14.....at Missouri State.....	L 10-13
Oct. 31, 1992.....	10.....at Youngstown State.....	L 19-28
Nov. 7, 1992.....	1.....Northern Iowa.....	W 21-15
Sept. 11, 1993.....	4.....at McNeese State.....	L 7-49
Oct. 16, 1993.....	9.....at Northern Iowa.....	L 27-31
Nov. 13, 1993.....	25.....at Western Kentucky.....	L 14-28
Oct. 8, 1994.....	11.....Northern Iowa.....	L 7-19

Date.....	Opponent (EIU Rank).....	Result
Oct. 7, 1995.....	21.....at Northern Iowa (22).....	L 7-17
Nov. 18, 1995.....	19.....at Indiana State (12).....	W 27-6
Nov. 25, 1995.....	5.....at Stephen F. Austin (14) *.....	L 29-34
Oct. 19, 1996.....	8.....Murray State (14).....	L 28-35
Nov. 30, 1996.....	3.....at Northern Iowa (16) *.....	L 14-21
Aug. 28, 1997.....	8.....at Western Illinois (6).....	L 0-41
Nov. 22, 1997.....	19.....Eastern Kentucky (14).....	L 7-49
Nov. 7, 1998.....	9.....Murray State.....	L 21-35
Oct. 9, 1999.....	5.....at Tennessee State.....	L 25-43
Nov. 13, 1999.....	7.....Illinois State.....	L 17-24
Oct. 28, 2000.....	8.....at Western Kentucky (17).....	L 12-34
Nov. 25, 2000.....	1.....at Montana (17) *.....	L 13-45
Oct. 27, 2001.....	14.....Tennessee State (8).....	W 52-49
Nov. 24, 2001.....	6.....Northern Iowa (3) *.....	L 43-49
Oct. 12, 2002.....	19.....Eastern Kentucky (9).....	W 25-24
Nov. 30, 2002.....	2.....at Western Illinois (6).....	L 9-48
Nov. 15, 2003.....	21.....at Jacksonville State.....	L 24-36
Nov. 13, 2004.....	14.....Jacksonville State.....	L 21-31
Nov. 26, 2005.....	8.....Southern Illinois (19).....	L 6-21
Sept. 15, 2006.....	6.....at Illinois State (18).....	L 30-44
Oct. 28, 2006.....	12.....at UT Martin (14).....	L 9-15
Nov. 25, 2006.....	11.....Illinois State (14) *.....	L 13-24
Sept. 15, 2007.....	17.....Illinois State (14).....	L 21-24
Nov. 24, 2007.....	4.....at Southern Illinois (18) *.....	L 11-30
Oct. 3, 2009.....	18.....Eastern Kentucky (23).....	L 31-36
Oct. 24, 2009.....	12.....at Jacksonville State (24).....	W 28-20
Nov. 28, 2009.....	1.....at Southern Illinois (19) *.....	L 7-48
Sept. 25, 2010.....	4.....Jacksonville State.....	L 23-28
Sept. 24, 2011.....	15.....at Jacksonville State.....	L 21-28
Sept. 15, 2012.....	15.....at Illinois State.....	L 51-54 (2OT)
Oct. 27, 2012.....	18.....at Eastern Kentucky.....	W 24-7
Nov. 17, 2012.....	10.....at Central Arkansas (24).....	L 30-48
Nov. 24, 2012.....	19.....at South Dakota State (25).....	L 10-58
Sept. 14, 2013.....	16.....Illinois State (9).....	W 57-24
Oct. 26, 2013.....	21.....at Tennessee State (2).....	W 34-16
Nov. 16, 2013.....	22.....Jacksonville State (2).....	W 52-14
Dec. 7, 2013.....	17.....Tennessee State (2) *.....	W 51-10
Dec. 13, 2013.....	4.....Towson (2) *.....	L 39-49
Sept. 6, 2014.....	25.....Southern Illinois (14).....	L 21-38
Oct. 11, 2014.....	16.....at Eastern Kentucky.....	L 33-36 (OT)
Nov. 15, 2014.....	3.....at Jacksonville State.....	L 20-27
Sept. 19, 2015.....	5.....Illinois State.....	L 31-34 (OT)
Nov. 7, 2015.....	1.....Jacksonville State.....	L 3-24
Nov. 21, 2015.....	23.....Eastern Kentucky.....	W 21-7
Nov. 28, 2015.....	14.....Northern Iowa (24) *.....	L 17-53
Sept. 1, 2016.....	20.....Western Illinois.....	L 21-38
Sept. 17, 2016.....	5.....Illinois State.....	W 24-21
Oct. 8, 2016.....	25.....Tennessee State (19).....	W 35-34
Oct. 29, 2016.....	2.....at Jacksonville State (22).....	L 14-47
Sept. 16, 2017.....	14.....Illinois State.....	L 13-44
Sept. 30, 2017.....	24.....at Tennessee State.....	W 19-16 (2ot)
Oct. 21, 2017.....	3.....Jacksonville State.....	L 14-30
Sept. 8, 2018.....	19.....at Illinois State.....	L 10-48
Oct. 13, 2018.....	7.....at Jacksonville State.....	L 22-49
Nov. 17, 2018.....	23.....at Southeast Missouri.....	L 32-38
Sept. 14, 2019.....	12.....Illinois State.....	L 3-21
Oct. 12, 2019.....	17.....Jacksonville State.....	L 20-28
Nov. 16, 2019.....	15.....Southeast Missouri.....	L 12-26
Nov. 23, 2019.....	19.....at Austin Peay.....	L 7-35
Feb. 28, 2021.....	21.....Southeast Missouri.....	L 7-47
Mar. 28, 2021.....	17.....at Murray State.....	L 27-41
Apr. 3, 2021.....	12.....Jacksonville State.....	L 23-44
Oct. 16, 2021.....	16.....UT Martin.....	L 17-28
Sept. 10, 2022.....	10.....Chattanooga.....	L 20-38
Nov. 12, 2022.....	19.....Southeast Missouri.....	L 7-31
Nov. 19, 2022.....	25.....at UT Martin.....	L 31-34
Sept. 16, 2023.....	14.....Illinois State.....	W 14-13
Oct. 7, 2023.....	18.....UT Martin (25).....	L 27-28 (ot)
Sept. 21, 2024.....	15.....at Illinois State.....	L 7-31
Oct. 4, 2023.....	13.....Southeast Missouri.....	L 27-38

* Denotes FCS Playoffs..... 26-79 (24.7%)

ABC (National/Regional)

Date.....	Location.....	Opponent.....	Result
Dec. 2, 1978.....	H.....	Youngstown State (NCAA).....	W 26-22
Dec. 9, 1978.....	N.....	vs. Delaware (NCAA).....	W 10-9
Oct. 6, 1979.....	H.....	Western Illinois.....	L 7-10
Nov. 1, 1980.....	A.....	at Northern Michigan.....	W 35-28
Dec. 6, 1980.....	A.....	at Northern Alabama (NCAA).....	W 56-31
Dec. 13, 1980.....	N.....	vs. Cal Poly (NCAA).....	L 13-21

BIG TEN NETWORK

Date.....	Location.....	Opponent.....	Result
Sept. 8, 2007.....	A.....	at Purdue.....	L 6-52
Sept. 5, 2008.....	A.....	at Illinois.....	L 21-47
Sept. 4, 2010.....	A.....	at Iowa.....	L 7-37
Sept. 10, 2011.....	A.....	at Northwestern.....	L 21-42
Aug. 28, 2014.....	A.....	at Minnesota.....	L 20-42
Aug. 29, 2024.....	A.....	at Illinois.....	L 0-45
Sept. 14, 2024.....	A.....	at Northwestern.....	L 7-31

COMCAST SPORTSNET (Now NBC Sports - Chicago)

Date.....	Location.....	Opponent.....	Result
Sept. 1, 2011.....	H.....	Illinois State (CSN-Chicago).....	W 33-26
Sept. 13, 2014.....	A.....	at Illinois State (CSN-Chicago).....	L 15-34
Sept. 17, 2016.....	A.....	at Illinois State (CSN-Chicago).....	W 24-21
Sept. 8, 2018.....	A.....	at Illinois State (NBCS-Chicago).....	L 10-48

CSTV (CBS COLLEGE SPORTS TV)

Date.....	Location.....	Opponent.....	Result
Aug. 30, 2007.....	H.....	Tennessee Tech *.....	W 45-25

ESPN / ESPN2 / ESPN CLASSIC / ESPN3

Date.....	Location.....	Opponent.....	Result
Nov. 29, 1980.....	H.....	Northern Colorado (NCAA - ESPN).....	W 21-14
Oct. 9, 2009.....	A.....	at Penn State (ESPN Classic).....	L 3-52
Nov. 19, 2009.....	H.....	Tennessee State * (ESPN2).....	L 10-21
Sept. 24, 2011.....	A.....	at Jacksonville State * (ESPN3).....	L 21-28
Sept. 8, 2012.....	A.....	at Western Michigan (ESPN3).....	L 21-52
Nov. 24, 2012.....	A.....	at South Dakota State (FCS - ESPN3).....	L 10-58
Sept. 21, 2013.....	A.....	at Northern Illinois (ESPN3).....	L 39-43
Sept. 28, 2013.....	H.....	Eastern Kentucky * (ESPN3).....	W 42-7
Nov. 16, 2013.....	H.....	Jacksonville State * (ESPN3).....	W 52-14
Nov. 23, 2013.....	A.....	at UT Martin * (ESPN3).....	W 70-22
Dec. 7, 2013.....	H.....	Tennessee State (FCS - ESPN3).....	W 51-10
Dec. 13, 2013.....	H.....	Towson (FCS - ESPN2).....	L 39-49
Sept. 27, 2014.....	A.....	at Ohio (ESPN3).....	L 19-34
Oct. 25, 2014.....	H.....	Tennessee State * (ESPN3).....	W 28-3
Nov. 15, 2014.....	A.....	at Jacksonville State * (ESPN3).....	L 20-27
Sept. 3, 2015.....	A.....	at Western Illinois (ESPN3).....	L 5-33
Sept. 12, 2015.....	A.....	at Northwestern (ESPN News).....	L 0-41
Oct. 10, 2015.....	H.....	Southeast Missouri * (ESPN3).....	W 33-28
Nov. 7, 2015.....	H.....	Jacksonville State * (ESPN3).....	L 3-24
Nov. 14, 2015.....	A.....	at UT Martin * (ESPN3).....	W 23-21
Nov. 21, 2015.....	H.....	Eastern Kentucky * (ESPN3).....	W 21-7
Nov. 28, 2015.....	A.....	at Northern Iowa (FCS - ESPN3).....	L 17-53
Sept. 10, 2016.....	A.....	at Miami - Ohio (ESPN3).....	W 21-17
Oct. 29, 2016.....	A.....	at Jacksonville State * (ESPN3).....	L 14-47
Sept. 9, 2017.....	A.....	at Northern Illinois (ESPN3).....	L 10-38
Sept. 30, 2017.....	A.....	at Tennessee State * (ESPN3).....	W 19-16 (ot)
Oct. 21, 2017.....	H.....	Jacksonville State * (ESPN3).....	L 14-30
Oct. 28, 2017.....	A.....	at UT Martin * (ESPN3).....	L 10-27

FOX SPORTS (MIDWEST / SOUTH / COLLEGE)

Date.....	Location.....	Opponent.....	Result
Sept. 22, 2001.....	A.....	at Eastern Kentucky *.....	W 21-14
Sept. 29, 2001.....	H.....	Tennessee Tech *.....	W 44-33
Nov. 17, 2001.....	H.....	Murray State *.....	W 37-6
Oct. 5, 2002.....	A.....	at Tennessee Tech *.....	W 35-28
Sept. 20, 2003.....	H.....	Illinois State.....	L 14-21
Sept. 9, 2006.....	H.....	Indiana State.....	W 31-21
Nov. 10, 2007.....	A.....	at Jacksonville State *.....	W 37-23
Oct. 27, 2012.....	A.....	at Eastern Kentucky *.....	W 24-7
Nov. 10, 2012.....	H.....	Southeast Missouri *.....	W 39-20

THE FOOTBALL NETWORK

Date.....	Location.....	Opponent.....	Result
Oct. 4, 2003.....	A.....	at Southeast Missouri *.....	L 17-30

MOUNTAIN WEST NETWORK

Date.....	Location.....	Opponent.....	Result
Aug. 31, 2013.....	A.....	at San Diego State.....	W 40-19

SEC NETWORK

Date.....	Location.....	Opponent.....	Result
Sept. 1, 2018.....	A.....	at Arkansas.....	L 20-55

AMERICAN SPORTS NETWORK

Date.....	Location.....	Opponent.....	Result
Oct. 17, 2015.....	A.....	at Tennessee State *.....	W 25-22 (ot)

WCIA - CHANNEL 3 (CBS)

Date.....	Location.....	Opponent.....	Result
Sept. 19, 2015.....	H.....	Illinois State.....	L 31-34 (ot)

WEIU GAMES (includes road games broadcast locally)

Date.....	Location.....	Opponent.....	Result
Sept. 12, 1992.....	A.....	at Marshall.....	L 28-63
Aug. 31, 2002.....	A.....	at Hawaii.....	L 36-61
Aug. 30, 2003.....	H.....	California (Pa.).....	W 27-0
Oct. 11, 2003.....	H.....	Eastern Kentucky *.....	L 0-41
Oct. 25, 2003.....	H.....	UT Martin *.....	W 29-12
Nov. 8, 2003.....	H.....	Tennessee Tech *.....	W 37-10
Nov. 22, 2003.....	H.....	Safmord *.....	L 14-17
Sept. 11, 2004.....	H.....	Indiana State.....	L 30-33 (ot)
Oct. 2, 2004.....	H.....	Southeast Missouri *.....	W 35-28
Oct. 16, 2004.....	H.....	Murray State *.....	W 24-9
Oct. 30, 2004.....	H.....	Tennessee State *.....	W 34-24
Nov. 13, 2004.....	H.....	Jacksonville State *.....	L 21-31
Sept. 17, 2005.....	H.....	Illinois State.....	L 6-27
Sept. 24, 2005.....	H.....	Samford *.....	W 43-14
Oct. 15, 2005.....	H.....	Eastern Kentucky *.....	W 53-22
Oct. 29, 2005.....	H.....	UT Martin *.....	W 26-7
Nov. 12, 2005.....	H.....	Tennessee Tech *.....	W 31-20
Nov. 25, 2005.....	H.....	Southern Illinois (FCS Playoffs).....	L 6-21
Oct. 7, 2006.....	H.....	Southeast Missouri *.....	W 21-0
Oct. 21, 2006.....	H.....	Murray State *.....	W 20-10
Nov. 4, 2006.....	H.....	Tennessee State *.....	W 29-3
Nov. 18, 2006.....	H.....	Jacksonville State *.....	W 28-24
Sept. 15, 2007.....	H.....	Illinois State.....	L 21-24
Oct. 6, 2007.....	H.....	Eastern Kentucky *.....	L 21-28
Oct. 20, 2007.....	H.....	UT Martin *.....	W 29-23
Nov. 17, 2007.....	H.....	Samford *.....	W 33-17
Sept. 13, 2008.....	H.....	Indiana State.....	W 38-3
Sept. 27, 2008.....	H.....	Jacksonville State *.....	L 10-23
Oct. 18, 2008.....	H.....	Southeast Missouri *.....	W 24-21
Nov. 1, 2008.....	H.....	Murray State *.....	W 34-6
Nov. 15, 2008.....	H.....	Austin Peay *.....	L 13-15
Sept. 3, 2009.....	H.....	Illinois State.....	W 31-6
Oct. 3, 2009.....	H.....	Eastern Kentucky *.....	L 31-36
Oct. 17, 2009.....	H.....	Tennessee Tech *.....	W 23-15
Nov. 14, 2009.....	H.....	UT Martin *.....	W 49-13
Sept. 11, 2010.....	H.....	Central Arkansas.....	L 7-37
Sept. 25, 2010.....	H.....	Jacksonville State *.....	L 23-28
Oct. 2, 2010.....	H.....	Southeast Missouri *.....	L 13-28
Oct. 9, 2010.....	A.....	at Eastern Kentucky *.....	L 7-35
Oct. 23, 2010.....	H.....	Murray State *.....	L 28-38
Oct. 30, 2010.....	H.....	Austin Peay *.....	W 28-10
Sept. 17, 2011.....	H.....	Tennessee Tech *.....	L 20-31
Oct. 8, 2011.....	H.....	Eastern Kentucky *.....	L 16-48
Oct. 22, 2011.....	H.....	UT Martin *.....	L 23-24
Nov. 5, 2011.....	H.....	Tennessee State *.....	L 17-18
Aug. 30, 2012.....	H.....	Southern Illinois.....	W 49-28
Sept. 22, 2012.....	H.....	Murray State *.....	W 50-49 (ot)
Sept. 29, 2012.....	H.....	Austin Peay *.....	W 65-15
Oct. 13, 2012.....	H.....	Jacksonville State *.....	W 31-28
Sept. 14, 2013.....	H.....	Illinois State.....	W 57-24
Oct. 19, 2013.....	H.....	Southeast Missouri *.....	W 55-33
Nov. 2, 2013.....	H.....	Tennessee Tech *.....	W 56-21
Sept. 6, 2014.....	H.....	Southern Illinois.....	L 21-38
Sept. 20, 2014.....	H.....	Austin Peay *.....	W 63-7
Nov. 8, 2014.....	H.....	Murray State *.....	W 48-26
Nov. 22, 2014.....	H.....	UT Martin *.....	L 16-37
Sept. 1, 2016.....	H.....	Western Illinois.....	L 21-38
Sept. 24, 2016.....	H.....	Austin Peay *.....	W 56-35
Oct. 8, 2016.....	H.....	Tennessee State *.....	W 35-34
Oct. 22, 2016.....	H.....	Murray State *.....	L 38-40
Nov. 5, 2016.....	H.....	UT Martin *.....	L 17-33

..... Total Television Appearances 63-60 (51.2 %)

NCAA indicates game was played as part of NCAA Division II playoffs
FCS indicates game was played as part of FCS/NCAA I-AA playoffs



The Panthers 1978 NCAA Division II playoff game was televised on ABC as the Panthers beat Youngstown State.

EIU COACHING HISTORY



CHARLES LANTZ
1911-34, 1944



MAYNARD O'BRIEN
1946-50, 1952-55



BOB SPOO
1987-2011



DINO BABERS
2012-13



RALPH KOHL
1957-64



CLYDE BIGGERS
1965-71



KIM DAMERON
2014-18



ADAM CUSHING
2019-21



CHRIS WILKERSON
2022-PRESENT




JACK DEAN
1972-74



JOHN KONSTANTINOS
1975-77



DARRELL MUDRA
1978-82



AL MOLDE
1983-86

HEAD COACH	YEARS	TENURE	W-L-T	PCT.
Otis Caldwell	3	1899-1901	9-5-3	.618
Thornton Smallwood	1	1902	2-4	.333
Thomas Briggs	1	1903	5-2-2	.666
Joseph Brown	6	1904-09	18-14-7	.551
Harold Railsback	1	1910	2-3-1	.420
Charles Lantz	25	1911-34, 1944	96-65-13	.589
Winfield Angus	1	1935	1-7	.125
Gilbert Carson	5	1936-37, 39-41	17-19-3	.474
Harold Ave	1	1938	5-3	.625
Clayton Miller	1	1942	1-6	.143
James Goff	1	1945	2-3-2	.429
Maynard O'Brien	9	1946-50, 52-55	27-50-1	.353
Rex Darling	1	1951	4-2-2	.625
Keith Smith	1	1956	2-7	.222
Ralph Kohl	8	1957-64	17-49-2	.265
Clyde Biggers	7	1965-71	18-43-2	.302
Jack Dean	3	1972-74	6-24-1	.210
John Konstantinos	3	1975-77	9-21-2	.313
Darrell Mudra	5	1978-82	47-15-1	.754
Al Molde	4	1983-86	32-15	.681
Bob Spoo	24	1987-2011	144-131-1	.524
* Mark Hutson	1	2006	8-5	.615
Dino Babers	2	2012-13	19-7	.731
Kim Dameron	5	2014-18	27-30	.473
Adam Cushing	3	2019-21	3-27	.100
Chris Wilkerson	3	2022-pres.	13-21	.382

TOTALS 119 532-569-43484

* Hutson served as acting head coach for the 2006 season as head coach Bob Spoo missed the season with a medical surgery.

O'BRIEN FIELD

O'Brien Field, home for Panther football, is a 10,000 seat stadium with Pro-Grass artificial turf that was installed in 2004.

The stadium was named after the late **Maynard 'Pat' O'Brien**, former football, track and cross country coach and one of ten charter members of EIU's 'Hall of Fame'.

Originally constructed in 1970, a \$2 million 'Reach for the 21st Century' renovation was completed in 1999 with new offices added for coaches, meeting and video rooms, locker room, expanded weight room and athletic training facilities.

Since the stadium first opened in 1970, six NCAA football post-season tournament playoff games have been held here. The Illinois High School Association annually hosts its boys and girls state track and field meets here, which features nearly 5,000 competitors and over 15,000 spectators. A regional Special Olympics is also held in the stadium each spring.

The stadium served as the summer home for the former St. Louis Cardinals football team in 1976 & 1977 and again from 1982-87. The 'Brighten O'Brien' capital project added lights and another level onto the press box in 1986.

In the summer of 2008 the team locker room was renovated in the summer of 2009 a state of the art video/audio scoreboard was installed in the north end zone.



O'BRIEN FIELD HOME RECORD

1970.....1-4	2000.....5-0
1971.....4-1	2001.....5-1
1972.....0-5	2002.....5-0
1973.....2-4	2003.....3-3
1974.....3-2	2004.....3-2
1975.....2-1-2	2005.....4-2
1976.....3-3	2006.....5-1
1977.....1-3	2007.....3-2
1978.....7-0	2008.....3-2
1979.....4-3	2009.....3-2
1980.....7-0	2010.....1-4
1981.....5-1	2011.....1-4
1982.....7-0	2012.....5-0
1983.....5-1	2013.....6-1
1984.....4-2	2014.....3-2
1985.....5-1	2015.....3-2
1986.....7-1	2016.....2-3
1987.....3-2	2017.....3-2
1988.....4-2	2018.....2-3
1989.....6-0	2019.....0-5
	2020.....1-2
1990.....3-2	2021.....0-4
1991.....4-1	2022.....1-4
1992.....4-1	2023.....4-1
1993.....1-2-1	2024.....3-2
1994.....4-2	TOTAL 185-105-3
1995.....6-0	
1996.....3-2	
1997.....4-1	
1998.....3-3	
1999.....1-4	

PANTHER HOMECOMING HISTORY ... 52-43-8 OVERALL

1915.....W.....52-6.....Shurtleff	1953.....L.....2-7.....Northeast Missouri	1990.....W.....31-22.....Indiana State
1916.....W.....19-7.....Southern Illinois	1954.....L.....6-20.....Southern Illinois	1991.....W.....37-28.....Illinois State
1917.....W.....13-7.....Illinois State	1955.....W.....33-13.....Indiana State	1992.....W.....31-28.....Indiana State
1918..........No game	1956.....L.....21-29.....Evansville	1993.....T.....17-17.....Illinois State
1919.....L.....0-32.....Millikin	1957.....L.....13-21.....Western Illinois	1994.....L.....7-19.....Northern Iowa
1920.....L.....7-20.....Illinois State	1958.....L.....8-29.....Southern Illinois	1995.....W.....31-10.....Illinois State
1921.....W.....28-0.....Rose Poly	1959.....L.....6-38.....Northern Illinois	1996.....L.....28-35.....Murray State
1922.....T.....0-0.....Illinois State	1960.....L.....8-52.....Southern Illinois	1997.....W.....42-14.....Austin Peay
1923.....W.....23-0.....Southern Illinois	1961.....T.....20-20.....Northern Illinois	1998.....L.....22-36.....Illinois State
1924.....W.....3-0.....Illinois State	1962.....L.....7-28.....Hope College	1999.....L.....7-14.....Tennessee Tech
1925.....L.....0-13.....Evansville	1963.....L.....0-43.....Northern Illinois	2000.....W.....33-19.....Tennessee State
1926.....L.....0-19.....St. Louis (JV)	1964.....L.....23-25.....Indiana State	2001.....W.....12-0.....Southeast Missouri
1927.....W.....14-2.....Southern Illinois	1965.....L.....8-28.....Western Illinois	2002.....W.....25-24.....Eastern Kentucky
1928.....W.....19-0.....Illinois State	1966.....T.....0-0.....Illinois State	2003.....W.....29-12.....Tennessee Martin
1929.....W.....7-6.....Indiana State	1967.....W.....12-7.....Western Illinois	2004.....W.....24-9.....Murray State
1930.....W.....23-0.....Western Illinois	1968.....L.....28-37.....Bradley	2005.....W.....53-22.....Eastern Kentucky
1931.....L.....0-6.....Southern Illinois	1969.....L.....6-44.....Western Illinois	2006.....W.....20-10.....Murray State
1932.....L.....0-40.....Millikin	1970.....L.....20-29.....Illinois State	2007.....W.....29-23.....Tennessee Martin
1933.....L.....6-23.....Illinois State	1971.....W.....32-21.....SW Missouri	2008.....W.....24-21.....Southeast Missouri
1934.....W.....19-0.....Indiana State	1972.....L.....11-39.....Illinois State	2009.....W.....23-15.....Tennessee Tech
1935.....L.....0-13.....Illinois State	1973.....W.....34-14.....St. Joseph's	2010.....L.....28-38.....Murray State
1936.....W.....13-0.....Indiana State	1974.....W.....14-9.....Illinois State	2011.....L.....23-24.....UT Martin
1937.....T.....0-0.....Illinois State	1975.....T.....3-3.....Western Illinois	2012.....W.....31-28.....Jacksonville State
1938.....L.....0-18.....Western Illinois	1976.....L.....10-30.....Northern Michigan	2013.....W.....55-33.....Southeast Missouri
1939.....T.....0-0.....Illinois State	1977.....L.....14-24.....Wayne State	2014.....W.....28-3.....Tennessee State
1940.....W.....25-6.....Southern Illinois	1978.....W.....42-7.....Illinois State	2015.....W.....51-20.....Tennessee Tech
1941.....L.....0-19.....Illinois State	1979.....W.....39-21.....Northern Michigan	2016.....L.....38-40.....Murray State
1942.....L.....0-45.....Western Illinois	1980.....W.....31-14.....Illinois State	2017.....L.....14-30.....Jacksonville State
1943..........No game	1981.....W.....20-8.....Western Illinois	2018.....W.....24-21.....UT Martin
1944.....L.....7-40.....Illinois Wesleyan	1982.....W.....18-0.....Akron	2019.....L.....6-33.....Eastern Kentucky
1945.....T.....0-0.....Southern Illinois	1983.....W.....21-20.....Youngstown State	2020.....No Game (due to COVID-19)
1946.....L.....13-26.....Illinois State	1984.....L.....40-48.....Southern Illinois	2021.....L.....0-28.....Tennessee State
1947.....W.....13-6.....Illinois State	1985.....W.....21-14.....Illinois State	2022.....L.....34-37.....Lindenwood
1948.....W.....15-6.....Northern Illinois	1986.....W.....31-30.....Northern Iowa	2023.....L.....27-28.....UT Martin
1949.....L.....0-14.....Western Illinois	1987.....W.....20-14.....Indiana State	2024.....L.....27-38.....Southeast Missouri
1950.....W.....21-7.....Southern Illinois	1988.....L.....15-17.....Northern Iowa	
1951.....W.....27-21.....Northwest Missouri	1989.....W.....21-17.....Akron	
1952.....L.....7-22.....Southern Illinois		

TOP TEN HOME ATTENDANCE

12,600Parents Weekend.....11/9/80	EIU 14.....Northern Iowa 9
12,547Parents Weekend.....11/5/83	EIU 12.....Southwest Missouri 3
12,425Parents Weekend.....11/13/82	EIU 73.....Kentucky State 0
12,000Family Weekend.....11/3/79	EIU 21.....Youngstown State 49
11,856Parents Weekend.....11/1/86	EIU 64.....Winona State 0
11,628Family Weekend.....10/27/01	EIU 52.....Tennessee State 49
11,569Homecoming.....10/19/13	EIU 55.....Southeast Missouri 33
11,485Family Weekend.....11/7/87	EIU 27.....Southern Illinois 32
11,469Family Weekend.....9/28/13	EIU 42.....Eastern Kentucky 7
11,321Family Weekend.....10/31/98	EIU 21.....Tennessee State 27